

**NATIONAL CORRECTIONS
MANAGEMENT INFORMATION
1991-92**



Compiled by

John Walker and Dianne Dagger

AUSTRALIAN INSTITUTE OF CRIMINOLOGY

© Australian Institute of Criminology 1993

ISSN 1320-6338

ISBN 0 642 19631 1

Contents

	PAGE
INTRODUCTION	1
1. SECURITY	5
2. WELFARE	9
3. HEALTH	17
4. EDUCATION AND TRAINING	23
5. WORK	25
6. STAFFING	35
7. COSTS	47
8. EFFECTIVENESS/RECIDIVISM/DIVERSION	51
9. LOCATIONS	65
TABLES	
1 <i>Security: National System for the Security Classification of Prisoners</i>	6
2 <i>Security: Indicators of Escape Rates, Prisoner Disciplinary Report Rates and Protection Prisoner Percentages, by Jurisdiction, 1991-92</i>	7
3 <i>Health: Prisoner Deaths by Selected Causes, 1991-92</i>	18
4 <i>Health: HIV/AIDS Screening Tests, 1991-92</i>	21
5 <i>Health: Prisoner - Non-Fatal, Self Inflicted Injuries, 1991-92</i>	22
6 <i>Education and Training: Number of Prisoner Enrolments in Education Courses During March 1992</i>	24
7 <i>Work: Number of Prisoners Undertaking Different Types of Work During May 1992</i>	30
8 <i>Work: Prisoner Pay Scale (\$) Current at 1 May 1992</i>	32
9 <i>Work: Unpaid Community Work Projects by Prisoners, 1991-92</i>	33
10 <i>Staffing: Institutional Staff (Full Time Equivalent) at 30 June 1992</i>	37
11 <i>Staffing: Custodial Staff - Client Ratio, at 30 June 1992</i>	39
12 <i>Staffing: Community Based Corrections Staff (Full Time Equivalent) at 30 June 1992</i>	40
13 <i>Staffing: Community Based Staff - Client Ratio, at 30 June 1992</i>	41
14 <i>Staffing: Custodial & Community Based Staff Base Grade Salary, 1991-92</i>	41
15 <i>Staffing: Head/Central Office Staff (Full Time Equivalent) at 30 June 1992</i>	42
16 <i>Staffing: Sick Leave, Workers Compensation Per Officer Per Year, 1991-92</i>	43
17.1 <i>Staffing: Overtime as a Percentage of Total Salaries, 1991-92, Custodial Corrections</i>	44
17.2 <i>Staffing: Overtime as a Percentage of Total Salaries, 1991-92, Community Corrections Staff</i>	44
17.3 <i>Staffing: Overtime as a Percentage of Total Salaries, 1991-92, Managerial and Other Support Staff</i>	45
18 <i>Staffing: Industrial Relations Summary Custodial Corrections, 1991-92</i>	46
19 <i>Recurrent Costs: 1991-92</i>	49
20 <i>Effectiveness: Successful Completion of Orders by Jurisdiction and Program Type, 1991-92</i>	52
21 <i>Early Release Programs, 1991-92</i>	54

TABLES	PAGE
22 <i>Remissions, 1991-92</i>	62
23 <i>Parole, 1991-92</i>	63
24 <i>Usable Prison Accommodation in Australia, March 1992</i>	66
25 <i>Highest Prison Occupancy by Sex and Jurisdiction, January-March 1992</i>	67
FIGURES	
1 <i>Security: Escape Rate Per 100 Prisoner Years By Security Classification, 1991-92</i>	8
2 <i>Health Prisoner - Non-Fatal, Self-Inflicted Injuries, 1991-92</i>	22
3 <i>Percentage of Prisoners Undertaking Different Types of Work During May 1992 - Australia</i>	30
4 <i>Staffing: Custodial Staff Per 1000 Prisoners, 1991-92</i>	38
5 <i>Staffing: Community Based Staff Per 1000 Client Ratio, 1991-92</i>	42
6 <i>Staffing: Head/Central Office Staff (Full-Time Equivalent at 30 June 1992)</i>	43
7 <i>Staffing Overtime as a Percentage of Total Salaries, 1991-92</i>	45
8 <i>Recurrent Costs: 1991-92</i>	50
9 <i>Effectiveness: Successful Completion of Orders by Jurisdiction and Program Type, 1991-92 (% Successfully Completed)</i>	53
10 <i>Prison Occupancy by Sex and Jurisdiction, January - March 1992</i>	67
APPENDICES (MAPS)	
1a <i>New South Wales & Australian Capital Territory, Custodial Corrections</i>	68
1b <i>New South Wales, Probation Service & Community Justice Centres</i>	69
2a <i>Victoria, Custodial Corrections</i>	70
2b <i>Victoria, Community Corrections</i>	71
3a <i>Queensland, Custodial Corrections as at 1 March 1992</i>	72
3b <i>Queensland, Community Corrections Centres/Offices</i>	73
4a <i>Western Australia, Custodial Corrections</i>	74
4b <i>Western Australia, Community Corrections Offices</i>	75
5a <i>South Australia, Custodial Corrections</i>	76
5b <i>South Australia, Community Corrections Offices</i>	77
6a <i>Tasmania, Community Corrections Offices</i>	78
6b <i>Tasmania, Custodial Corrections</i>	79
7 <i>Northern Territory, Correctional Services</i>	80

Acknowledgments

This ground-breaking report is the product of much thought and hard work by a number of people in all jurisdictions. Particular thanks should go to Allan van Zyl, Teresa Cunningham, Tina Sacca (Northern Territory), Neil McAllister, Brian MacLachlan (Queensland), Angela Gorta, Margaret Bowery (New South Wales), Darryl Coulthard (Victoria), Jenny Cassidy, Joanne Favretto (South Australia), Mick Banaszczyk, Robert Fitzgerald (Western Australia), Bill Harvey (Tasmania) and Sue Briggs (Australian Capital Territory), Mr Murray Short (New Zealand). In addition, thanks are due to David Biles (Australian Institute of Criminology) who provided guidance to the project.

John Walker & Dianne Dagger
1 June 1993

INTRODUCTION

Following the November 1991 Conference of Correctional Administrators the eight Australian jurisdictions and the Australian Institute of Criminology formed a committee to examine the feasibility of compiling national corrections management information. If feasible, such information would enable Ministers and Administrators to view the delivery of correctional services across all jurisdictions on a comparable basis.

The Committee met first in Alice Springs in February 1992. The focus at this meeting was on:

- what 'management information' would be most useful?
- what could jurisdictions actually provide?
- what counting rules should apply to ensure comparability?

The Committee agreed on eight topics to be developed as a trial data set with each member taking responsibility for coordinating a topic:

- Security (Queensland)
- Welfare (Australian Institute of Criminology)
- Health (Western Australia)
- Education and Training (Australian Capital Territory)
- Work (New South Wales)
- Staffing (South Australia and Tasmania)
- Costs (Northern Territory)
- Effectiveness/Recidivism/Diversion (Victoria)

The AIC agreed to assemble the eight reports into a format suitable for presentation to Administrators at their October 1992 meeting in Adelaide.

At its second meeting in Brisbane in September 1992, the Committee reviewed both the data collection process and the quality and usefulness of the data collected. While the Committee agreed that the data should go forward to Administrators, it asked the Administrators to note carefully the following comments:

- this information should be seen as a starting point;
- not all jurisdictions currently collect/record the data required for these reports and as a result, this trial collection generated a considerable workload for all jurisdictions;
- in some cases the unavailability of specific data required some jurisdictions to provide estimates;
- while every effort was made to apply counting rules which would maximise comparability, some definitional problems remain unresolved; and
- continuation of this project may necessitate some jurisdictions having to develop new databases and collection systems both of which will have resource implications.

At their Adelaide meeting, the Administrators considered the draft report and agreed that it could form the basis of a national correctional management data set, subject to a further round of data-revision to ensure that all jurisdictions were confident that the data represent a fair and accurate reflection of their situation. A number of additional suggestions were made, including that New Zealand data be added to the compilation. They then resolved that:

- The information contained in the Second Draft be revised by relevant jurisdictions (as outlined in the Introduction of the document with the exception of Health) item by item and updated data provided to the Committee by mid December 1992. This will allow for involvement by senior staff. The issue of Health covered by Table 3 now becomes the responsibility of the Australian Institute of Criminology as the result of a grant to provide this information.
- New Zealand to be included in the project and will be provided with a copy of the original questionnaires. Data provided will be included in the Third Draft. Definitions utilised will be those set by Australia to eliminate confusion and standardise the collection of data.
- Finalisation of definitions to be completed early 1993. A meeting may be held at this time if necessary. The Australian Institute of Criminology has the overall responsibility for collation of data.
- Publication will not be undertaken until such time as all Administrators concur and the document is tabled and accepted at the May 1993 Ministers Conference. It was acknowledged however that some of the information may be inadvertently used as several copies of each draft exist.

The Committee's next meeting, held in Canberra in April 1993 to coincide with a meeting of the National Correctional Statistics Committee, discussed the issues raised by the Administrators, and the progress made towards meeting them. Delegates agreed that, as the Report was likely to be approved for publication by Administrators and Ministers, some attention should be given to the readability of the Report, including the addition of graphs and figures where appropriate. It was also agreed to incorporate a new section called 'Locations', which would include the Institute's annual survey of prison accommodation and overcrowding.

The Report which follows is therefore the result of considerable thought and negotiating on behalf of numerous people across all jurisdictions. We believe, however, that it will make a significant contribution to our understanding of correctional processes and the management problems that they pose, and that as the compilation is maintained and extended in future years it will develop into a powerful tool for correctional management.

SECURITY

The measures envisaged under this heading are:

- 1 (a) *Escapes* - with breakdowns by classification of individuals, (high/medium/low security classification), as percentage of the particular classification (average daily holding), over a financial year. (Remandees and unclassified prisoners are counted as high security.)
- Number of escapees with prisoner classification high security in financial year, multiplied by 100, divided by daily average in number of high security prisoners. (high security to include remands and unclassifieds).
 - Number of escapees with medium security prisoner classification in financial year, multiplied by 100, divided by daily average number of medium security prisoners.
 - Number of escapees with low security prisoner classification in financial year, multiplied by 100, divided by daily average number of low security prisoners.
- 1 (b) *Incidents* - assaults; riots; demonstrations, (to be deferred to year 2 for consideration).
- 1 (c) *Prisoner Disciplinary Reports* - any recorded disciplinary incident dealt with by Superintendent divided by daily average prisoner numbers. Count all matters, whether acquitted or not, over previous 12 months period, as at 30 June 1992.
- 1 (d) *Classification* - a policy statement of what classifications processes include, (to be deferred to year 2 for consideration).
- 1 (e) *Protection Placements* - number on protection on 30 June 1992, divided by total number of prisoners held.

The issues of security and prisoner classification cannot be separated. All custodial systems involve a hierarchy of security levels, based upon the perceived seriousness of the consequences if a prisoner were to abscond. They differ, however, across jurisdictions. Table 1 presents a national system for the classification of prisoners into High, Medium and Low Security categories, and the local security designations which they incorporate in each jurisdiction. This three-way security classification forms the basis for many subsequent tables and policy statements, and is effectively comparable to that used in the National Prison Censuses for several years thus providing a link between those statistical reports and this one.

Measures 1 (a), 1 (c) and 1 (e) are included in Table 2. In this Table, the term 'Escapee' means a person who has escaped from a prison or from the custody of a prison officer. It does not include persons who have absconded from unsupervised leave, work release, home detention, parole or facilities which are not gazetted prisons. The term 'Escape rate' means rate per 100 prisoner years calculated using the formula: (Number of escapes divided by daily average state, multiplied by 100). 'Disciplinary report' means any disciplinary matter dealt with by prison management whether acquitted or not. It does not include matters which are offences in law. Note that it has been impossible to ascertain the extent to which data provided in this table are consistent with this definition due to differences in disciplinary policies. In future, it may be necessary to count both 'reports' as defined above *and* 'prisoner offences' dealt with by the courts. 'Report rate' means: Number of disciplinary reports divided by daily average state, multiplied by 100. 'Protection prisoner' means a prisoner who is separated from the general prison population for his/her own safety. It does not include prisoners segregated for disciplinary or medical reasons.

Table 1
Security: National System for the Security
Classification of Prisoners

	Standardised Classification		
	High ^(a)	Medium	Low
New South Wales	A1, A2, E1	B, E2	C1, C2, C3
Victoria	A1, A2	B	C1, C2
Queensland	Maximum, High	Medium	Low, Open
Western Australia	Maximum	Medium, Low Medium	Minimum
South Australia	High 1, High 2	Medium	Low 1, Low 2 Low 3
Tasmania	Maximum	Medium	Minimum
Northern Territory	Maximum	Medium	Minimum
Australian Capital Territory^(b)	Maximum	n/app	n/app
New Zealand	Maximum	High Medium, Low Medium	Minimum

Notes:

n/app = Not applicable

(a) High includes remand and sentenced unclassified prisoners

(b) ACT holds remand prisoners only

Table 2
Security: Indicators of Escape Rates, Prisoner Disciplinary Report
Rates and Protection Prisoner Percentages, by Jurisdiction
1991-92

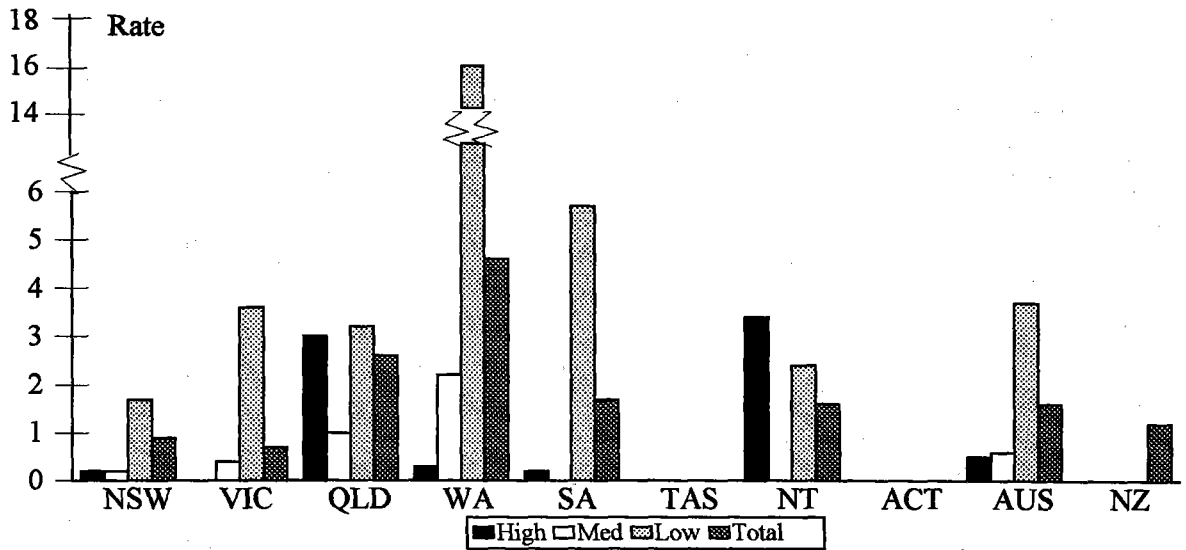
	Ave Daily State of Prisoner by Classification 1991-92 ^(a)				Escapes by Classification 1991-92 ^(b)				Escape Rate by Classification 1991-92 ^(c)				Disciplinary Reports 1991-92 ^(d)		Protection Prisoners as at 30 June 1992 ^(f)		
	High	Med	Low	Total	High	Med	Low	Total	High	Med	Low	Total	No.	Rate ^(e)	No. Prot.	Total Pris.	% Prot.
New South Wales	1944	1211	2901	6056	4	2	48	54	0.2	0.2	1.7	0.9	9318	153.9	539	6201	8.7
Victoria	1218	711	331	2260	0	3	12	15	0	0.4	3.6	0.7	2415	106.8	263	2275	11.6
Queensland	487	572	1059	2118	15	6	34	55	3.0	1.0	3.2	2.6	2357	111.3	235	2017	11.7
Western Australia	1038	363	460	1861	3	8	74	85	0.3	2.2	16.1	4.6	2020	108.5	30	1903	1.6
South Australia ^(g)	489	334	331	1154	1	0	19	20	0.2	0	5.7	1.7	3064	265.5	81	1154	7.0
Tasmania	124	42	98	264	0	0	0	0	0	0	0	0	416	157.6	27	269	10.0
Northern Territory ^(g)	59	176	212	447	2	0	5	7	3.4	0	2.4	1.6	287	64.2	4	447	0.9
Australian Capital Territory	20	0	0	20	0	0	0	0	0	0	0	0	n/a ^(h)	n/a	1	19	5.3
Australia	5379	3409	5392	14180	25	19	192	236	0.5	0.6	3.6	1.7	19887	140.2	1180	14285	8.3
New Zealand	n/a	n/a	n/a	4221	0	15	20	49	n/a	n/a	n/a	1.2	n/a	n/a	n/a	n/a	n/a

Notes:

n/a = Not available
n/app = Not applicable

- (a) Classification refers to the National system for the Classification of Prisoners (see Table 1).
- (b) Escapee means a person who has escaped from a prison or from the custody of a prison officer. It does not include persons who have absconded from unsupervised leave, work release, home detention, parole or facilities which are not gazetted prisons. New Zealand total escapees includes 14 of unknown security classification.
- (c) Escape rate means rate per 100 prisoner years calculated using the formula: No. of escapes divided by daily average state, multiplied by 100.
- (d) Disciplinary report means any disciplinary matter dealt with by prison management whether acquitted or not. It does not include matters which are offences in law. *Note:* It has been impossible to ascertain the extent to which data provided in this table are consistent with this definition due to differences in disciplinary policies. In future, it may be necessary to count both 'reports' as defined above and 'prisoner offences' dealt with by the courts.
- (e) Report rate means: No. disciplinary reports divided by daily average state, multiplied by 100.
- (f) Protection prisoner means a prisoner who is separated from the general prison population for his/her own safety. It does not include prisoners segregated for disciplinary or medical reasons.
- (g) Daily state at 30 June 1992 used as daily averages by classification were not available.
- (h) ACT does not record aggregate disciplinary reports.

Figure 1
Security: Escape Rate Per 100 Prisoner Years
By Security Classification 1991-92



Escape rate = Per 100 prisoner years calculated using the formula: number of escapes divided by daily average state, multiplied by 100, by security classification (classification refers to the National System for the Classification of Prisoners) (see Table 2). New Zealand were unable to supply a breakdown by classification.

... 2 ...

WELFARE

The measures envisaged under this heading are:

- 2 (a) *Visits* - a paragraph from each jurisdiction regarding individual policies on visits for inmates; minimum requirements.
 - percentage of prisoners eligible for visits: contact; conjugal; private (ie, solicitor).
- 2 (b) *Correspondence Allowed* - one paragraph policy statement from each jurisdiction regarding individual policies on letters.
- 2 (c) *Telephone Calls* - a paragraph from each jurisdiction regarding individual policies on phone calls.
- 2 (d) *Religious Observance* - a paragraph from each jurisdiction regarding individual policies, and whether facilities are provided or any special arrangements made within each jurisdiction.
- 2 (e) *Single Cell Occupancy Rate* - percentage of prison population housed in single cells, within design capacity; number of single cells in design capacity; to be included in annual accommodation survey; percentage in multiple cells. To be supplemented by policy statements. Refer to Section 9 - *Locations*
- 2 (f) *Hours in Cells* - policy statement, with listing of different institutions for mean number hours in cell per prisoner. Details to be provided on lock-up times in each prison.
- 2 (g) *Grievances* - number of sustained grievances to Ombudsman (or other authorities), divided by daily average prison population.

Measures 2 (a), 2 (b) and 2 (c) are included below. Measure 2 (e) has been incorporated in new section 9 on Locations. Inclusion of 2 (d), 2 (f) and 2 (g) has been deferred for further consideration.

The information given below is current at the time of compilation (April 1993).

2 (a) Visits

Personal or Family Visits - The policies followed with regard to personal or family visits, including 'private' visits, are set out below for each Australian jurisdiction and for New Zealand.

New South Wales

A detailed policy statement covering all types of visits to prisons and prisoners has been developed by the Department of Corrective Services. In relation to personal visits, in essence this policy provides that one contact visit per month is permitted as a minimum, but Superintendents may permit additional visits. Where it is suspected that contraband has been passed to an inmate the Superintendent may direct that future visits be held as ordinary or non-contact visits or under special supervision. The policy statement does not mention conjugal or private visits.

Victoria

All prisoners are entitled to receive at least one non-contact visit per week from relatives or friends of at least 30 minutes duration. Contact visits are permitted under certain specific conditions. Most prisoners would have contact visits in excess of the specified minimum. Private visits are conducted at Tarrengower, Ararat and Loddon Prisons under specified conditions. All prisoners are considered to be eligible for contact visits or residential visits unless they have been found guilty of a prison offence.

Queensland

Unless otherwise directed by a General Manager, all prisoners may receive visits at times and for durations prescribed for the particular Correctional Centre. A General Manager may refuse visits for a prisoner who is under special confinement. Special areas are set aside in a number of Centres for family groups to meet in a relaxed atmosphere. Conjugal visits are not permitted.

Western Australia

Under Section 59 of the *Prisons Act* prisoners are permitted to receive visits from friends or relatives as soon as practicable after admission to prison and thereafter two visits are allowed per week. Discretion may be exercised to allow other visits in special circumstances.. While on remand prisoners are allowed one visit per day. All visits are contact visits except where contact visiting privileges have been withdrawn for disciplinary reasons. Conjugal visits are not permitted.

South Australia

All prisoners have the right to be visited under Section 34 of the *Correctional Services Act*. Contact and 'private' visits are regarded as privileges. However, all personal and family visits are of a contact type unless otherwise determined by the Manager of the institution. 'Private' visits are provided within certain institutions. The frequency of such visits and prisoners' access to them is determined by the Manager.

Tasmania

Visits for sentenced prisoners in Tasmania are available at least once per week for 30 minutes. Except where there may be concern regarding a major security problem, visits are never disallowed as a punishment even if an inmate is in the segregation unit. Remand inmates receive 3 visits per week of 30 minutes duration. Visits may be accumulated to 1 hour for visitors who have transport difficulties.

The Superintendent of an institution may grant such additional visits as considered appropriate taking account of the particular need, the inmate's behaviour and the availability of visiting space.

Visits to maximum security inmates are conducted as non-contact visits where inmate and visitor are separated by a glass screen. Contact visits may be approved in appropriate circumstances under the supervision of a welfare officer. Less than 5 per cent of maximum security visits are contact visits.

Visits in the Women's Prison and for medium and minimum security prisoners are contact visits. The length of visits may be extended as a reward for good behaviour in these locations.

Private family visits are available at the minimum security prison farm between the hours of 10.30 am and 4.00 pm in a converted staff residence. Prior approval must be granted by the Superintendent. These visits do not purport to be conjugal visits. The visit may be with close relatives other than a wife or defacto. Staff are not permitted to enter the visit unit except where there is concern that a security risk has arisen. The officer is not authorised to enter the building without the Superintendent's approval.

Northern Territory

Prisoners in the Darwin Prison are allowed one visit per week of one hour duration. The regulations are identical at the Alice Springs Prison. At the Gunn Point Prison, however, prisoners are allowed one three-hour visit per week. Where visitors are from overseas or interstate and only have a limited time in the Territory, daily visits are usually allowed.

Australian Capital Territory

Generally non-contact visits will be stipulated for the first 24 to 48 hours after admission until the detainees visit status has been assessed.

Supervised visits can take place, on application, between 9 am and 12 noon and 1 to 5 pm seven days a week. Most remandees will have unlimited access to supervised visits.

Professional visits - In addition to the provisions described above in relation to personal and family visits, all jurisdictions allow professional visits, virtually without restriction except that they must take place within normal working hours. Professional visits are always regarded as additional to other visiting rights.

New Zealand

Sentenced inmates not under punishment and whose work and conduct are satisfactory may receive a personal or family visit of at least 30 minutes every Saturday. The Secretary of Justice may approve visits on any other day, and the General Manager of a prison may approve visits on another day if the prison is geographically isolated, or the visitors have travelled from a distance. Except in special circumstances an inmate shall have no more than three visitors at any one time. Inmates on remand may receive visitors at reasonable times on any day except statutory holidays.

2 (b) Correspondence Allowed

There is virtually no limit to the numbers of letters that prisoners may receive or send in any Australian jurisdiction, but in New South Wales prisoners are permitted to send only six letters per week and in South Australia the Institutional Manager may determine a limit. There are no restrictions on the number of outgoing letters in any other jurisdiction, but prisoners are required to pay for the postage, except in Tasmania where the government pays the postage for one letter per day for each inmate and the Northern Territory where the government pays for one letter per week. Also, in South Australia the manager may provide a pre-stamped envelope to a prisoner but would normally only do so for remandees, and in Western Australia the department pays the postage for the letters of all remand prisoners and from between 12 and 16 letters per month for convicted prisoners with a greater number being provided for long-term prisoners. Conditions for prisoners in New Zealand are a little more restrictive, with three letters each way being allowed per week, although prison General Managers may allow more.

Very little censorship of prisoners' mail takes place but there are slight differences between jurisdictions. The details for each jurisdiction are indicated separately below.

New South Wales

No mail is censored, incoming mail is opened, except for legal letters, so as to ensure no contraband has been enclosed.

Victoria

Mail may be scanned if there is reason to believe its contents may jeopardise the security of the prison. Letters may only be censored if the contents threaten good order, extortion, or details of various other criminal activities.

Queensland

There is no restriction on the amount of mail prisoners may send and receive but they are required to meet their own stationery and postage costs. However, the Commission may meet such costs in cases of financial hardship. The General Manager of a Correctional Centre may direct in writing that mail sent by, or received for, a specific prisoner, be read by a custodial correctional officer. The General Manager may detain any letter, parcel or other thing which appears to him/her liable to affect adversely the discipline or security of the Centre, or which contains any matter which in his/her opinion should not be transmitted by mail.

Western Australia

Mail, with certain exceptions, may be opened and inspected at the discretion of the Superintendent. If a letter could jeopardise the good order or security of the prison, or contains a threat to persons or property, or is expressed in a code, it may be returned to the prisoner or sent to the Executive Director who may retain it, destroy it or otherwise deal with it. Mail may not be opened if addressed to or received from the Minister, Executive Director, Parliamentary Commissioner for Administrative Investigations or the Commonwealth Ombudsman or Human Rights Commissioner.

South Australia

Mail may be censored within the guidelines contained in Section 33 of the *Correctional Services Act 1982*.

Tasmania

Inmates may receive as many letters as they wish. Limitations are placed on the number of letters that can be kept in a cell for security and safety reasons. Inmates may ask for surplus letters to be transferred to their private property for storage. All incoming mail is opened to search for contraband but is not censored.

Inmates may send one letter per day at government cost and any additional letters at their own expense. Outgoing mail is checked randomly for contraband. Members of the public may ask not to receive letters from particular prisoners. This mail will be intercepted and returned to the prisoner. Prisoners must be advised if mail is rejected and it is returned to the inmate or destroyed in their presence.

Mail both to and from the Ombudsman may be forwarded in a sealed envelope with complete confidentiality.

Northern Territory

Mail is censored except for letters to or from the Minister, Departmental Secretary, Attorney-General (federal and state), legal representatives and the Ombudsman.

Australian Capital Territory

Detainees are expected to pay their own postage costs. The Superintendent has the discretion to finance postage costs for detainees with little or no money.

There is no censorship of letters and mail will not generally be read by staff. Incoming mail will, however, be examined for contraband and content which may be prejudicial to security.

New Zealand

Inmates may write three, and receive three letters each week, although the General Manager of a prison may allow more. Any letter to or from an inmate can be opened and the contents examined. A letter may be retained if it contains

objectionable or illegal matter, or if it may affect prison security and discipline. Inmates are provided with paper and envelopes and the cost of postage by surface mail is met by the Secretary of Justice. The General Manager can prohibit an inmate from writing to, or receiving letters from any particular person. Prisoners may write directly to the Ombudsman or a Member of Parliament.

2 (c) Telephone Calls

Some degree of use of telephones is allowed for prisoners in all Australian jurisdictions and in New Zealand, but there are differences in the numbers of calls that are allowed, and also on the question of who actually pays for the calls. The details are given for each jurisdiction below.

New South Wales

No incoming calls are permitted but sentenced prisoners are allowed to make one telephone call per week and unsentenced prisoners up to three calls per week. Local calls are paid for by the Department but STD and ISD calls are paid for the prisoner or by reverse charges. All telephone calls are placed by officers designated for that task.

Victoria

Prisoners may use telephones where they are available and at times determined by the Governor. There is some variation between prisons as to the availability of telephones. Except in certain circumstances, all calls are paid for by the prisoner. A phone card system has been introduced in certain prisons in Victoria. This allows for the control, monitoring and recording of prisoner's calls.

Queensland

The number of telephone calls allowed depends upon the security classification of prisoners, with high security prisoners being allowed one call per week and low security prisoners being allowed four calls per week. There are generally no restrictions placed on the number of phone calls made to legal representatives. Subject to the discretion of the General Manager of the institution, incoming calls are only allowed in the case of family emergencies etc. The cost of calls is debited to the offender's trust account. All telephone calls are placed and monitored by staff.

Western Australia

The use of telephones by prisoners is regarded as a privilege and not a right in Western Australia. Prisoners may have access to telephones when it is the only appropriate means of communication. If the use of the telephone is justified, prisoners are allowed to make two telephone calls per week. Prisoners pay for the calls that they make unless the reason for the call is classified as compassionate, or the call is concerned with obtaining employment. All telephone calls are dialled by authorised supervising staff who speak to the person requested, verify who they are and ask if the person wishes to speak to the prisoner.

South Australia

The number of telephone calls made by a prisoner is determined by the manager of the institution. No prisoners are allowed to receive telephone calls. In South Australia telephone calls are paid for by the prisoner. Calls are generally made by the prisoner except within high security areas where the call is placed by the staff and then transferred to the prisoner.

Tasmania

Remand prisoners may make telephone calls twice per week to local numbers only. STD calls can be made with the assistance of a prison welfare officer by paying for the call or reversing charges. Calls may be monitored by the division officer.

Maximum security prisoners may only make telephone calls with prior approval from the Superintendent. These calls are made in the presence of a prison welfare officer.

Medium and minimum security prisoners may make or receive two calls per week. STD calls must be paid for by the prisoner or be reverse charge. Extra calls may be earned through good conduct established on a points system.

Northern Territory

The use of telephones by prisoners in the Northern Territory is subject to the discretion of the Superintendent and wherever possible the calls are placed on the basis of reversed charges.

Australian Capital Territory

Telephone calls are unlimited provided the detainees are able to pay for them and lodge an application to make them. Detainees can make calls between 9 am to 12 noon, 1 to 5 pm and 7 to 9 pm. Incoming calls of a personal nature can be received during these hours also. Official calls from solicitors etc. can generally be received until 10.30 pm.

New Zealand

As a general rule incoming telephone calls for inmates are not permitted. Outward calls by inmates from minimum security institutions may be permitted during leisure time, or at other arranged times, provided the intended recipient accepts the call and meets any toll costs. Toll calls are limited to three minutes duration and local calls to five minutes. Inmates from medium and maximum security prisons may be permitted to make calls, under supervision, on urgent and essential matters.



... 3 ...

HEALTH

The measures envisaged under this category are:

3 (a) *Death* - by category: accident; suicide; natural cause; homicide; unknown; other, by Aboriginality.

- to include offenders who died on transfer to hospital,

3 (b) *HIV/AIDS* - (testing policy).

- number of screening tests;
- number of new cases diagnosed positive.

As at 30 June for previous year.

3 (c) *Self-inflicted Injuries* - (includes attempted suicide).

Definition - Any behaviour which is deliberately performed that is harmful to the individual. Threats of such behaviour are not included. Self-Inflicted Injury resulting in death are counted as suicides and excluded for this table but included under Deaths.

3 (d) *Drugs* - Number of positive tests - (to be deferred to year 2 for consideration.)

Measures 3 (a), 3 (b) and 3 (c) are included below. It is acknowledged that the data reported here provide only limited information in respect of the overall health of prisoners or the standard of health care provided. It is planned to examine the feasibility of collecting data describing morbidity rates among prisoners and other information pertaining to the quality of health care provided. Note also that more detailed information on deaths in custody is currently being compiled by the Deaths in Custody Monitoring and Research Unit whose report will be published by the Australian Institute of Criminology later in 1993.

Table 3 shows prisoner deaths by selected causes for 1991-92.

Table 3
Health: Prisoner Deaths by Selected Causes
1991-92

	Accident		Suicide		Natural Causes		Homicide		Other		Unknown		Total		Grand Total	Death Rate
	Ab	Oth	Ab	Oth	Ab	Oth	Ab	Oth	Ab	Oth	Ab	Oth	Ab	Oth		
New South Wales	0	0	0	3	1	2	0	0	0	0	0	0	1	5	6	0.10
Victoria	0	0	0	1	0	0	0	1	0	0	0	1	0	3	3	0.13
Queensland	0	0	1	4	0	2	0	1	0	2	0	0	1	8	10	0.47
Western Australia	0	0	1	2	0	1	0	0	0	0	0	0	1	3	4	0.21
South Australia	0	2	0	1	0	1	0	1	0	0	0	0	0	5	5	0.43
Tasmania	0	0	1	1	0	1	0	0	0	0	0	0	1	2	3	1.13
Northern Territory	0	0	0	0	0	0	0	0	0	0	0	0	0	0	0	0
Australian Capital Territory	0	0	0	0	0	0	0	0	0	0	0	0	0	0	0	0
Australia	0	2	3	12	1	7	0	3	0	2	0	1	4	26	31	0.22
	Maori	Oth	Maori	Oth	Maori	Oth	Maori	Oth	Maori	Oth	Maori	Oth	Maori	Oth	Maori	Oth
New Zealand	0	0	4	2	4	2	0	0	0	0	0	0	8	4	12	0.28

Notes:

Ab = Aboriginal including Torres Strait Islanders.

Oth = Other.

Death rate per 100 prisoner years = 100 multiplied by Number of Deaths/Daily Avg Muster.

More detailed information on prisoner deaths is currently being compiled by the Deaths In Custody Monitoring & Research Unit whose report will be published by the Australian Institute of Criminology later in 1993.

State and Territory HIV/AIDS Testing Policies

New South Wales

A program of compulsory testing for all inmates on reception and exit from New South Wales correctional centres was introduced as a joint initiative of the Department of Corrective Services and the Department of Health in November 1990.

Within New South Wales, the importance of adequate, individually based pre and post test counselling is emphasised, and it is recommended that HIV testing is only conducted in conjunction with appropriate counselling.

Where group pre-testing is held this is supplemented by the distribution of printed material which must be produced in a low literacy format, and translated into selected community languages, as appropriate.

Post-test counselling is particularly important due to the window period with the AIDS virus. A negative result does not necessarily mean that the person has not been infected, or that their behaviour has been risk free and does not require modification. Lack of post-test counselling will result in some inmates confirming their beliefs that their risk is low or non-existent.

There is currently a directive within the Department of Corrective Services to integrate all HIV positive inmates if they are not a threat to staff or other inmates. In addition to this, a recent policy allows for HIV positive inmates to share cells with an HIV negative offender, if approval is given by the Superintendent and both inmates.

Victoria

The Office of Corrections has a policy of voluntary testing on prison reception. Ninety-nine per cent of prisoners comply with testing procedure. Prisoners are counselled if they refuse the test. Prisoners are, however not compelled or coerced to be tested. Tests may be carried out at the prisoner's request. This policy is currently under review.

Queensland

All inmates are compulsorily blood screened for the HIV virus on reception, after three months, yearly and prior to discharge.

Western Australia

The current practice within the Department of Corrective Services is for all prisoners in custody for more than a few days to be assessed as soon as possible by a nurse or medical officer in order to determine whether they have participated in high risk behaviour for AIDS. This policy is under review.

All prisoners who are identified as having participated in high risk activities are required to provide a specimen of blood for testing for HIV. Prisoners who have participated in high risk activities and who test negative for HIV on the first occasion are retested in three months time. Testing is also carried out on prisoners who exhibit high risk behaviour in prison. The Health Department of Western Australia has approved the above testing regime as appropriate in the circumstances.

South Australia

1. Compulsory screening on admission and three months later (for those prisoners with a stay of 7 days or more).
2. Compulsory screening on exit (from 1 January 1992).
3. Follow up voluntarily screen on request.

Tasmania

All inmates are compulsorily tested on admission except where very short-term admissions make this impracticable. Re-testing after three months is also carried out. Voluntary testing will be provided at any time at the request of an inmate.

Northern Territory

1. Testing (compulsory on reception; at 3/12 and at 12 months/discharge.)
2. Pre- and Post-test counselling.
3. Staff and inmate education.

Australian Capital Territory

Non-compulsory - test on request of detainee.

New Zealand

Medical officers and nursing staff are required to assess the need to test a prisoner for HIV. These procedures detail, among other things, an assessment of a prisoner's personal history, possible risk behaviour patterns and knowledge of modes of transmission. If after such an assessment the Medical Officer believes that an inmate should have a test, he or she can require an inmate to submit to a test for HIV.

While the medical officer can 'require' a prisoner to take a test, this provision is not used for blanket testing of the prisoner population. A prisoner cannot be forced to take a test. Prisoners who refuse to take a test when 'required' to by the medical officer may be dealt with administratively. This involves a case by case approach taking into account the prisoner's medical needs, safety and behaviour, and that generally they must be held in the mainstream prison population.

Every prisoner who has a test is informed of the result of the test, and is given appropriate pre- and post-test counselling by the medical officer, or by some other person believed by the medical officer to be qualified to give that counselling. The medical officer is required to discuss with the prisoner their needs in respect of counselling, and can arrange for counsellors from community organisations if this is preferred by the prisoner.

Table 4 shows the number of HIV/AIDS screening tests for 1991-92 and Table 5 and Figure 2 show the number and rate respectively of prisoner non-fatal self-inflicted injuries for 1991-92.

Table 4
Health: HIV/AIDS Screening Tests
1991-92

	No. of Screening Tests Conducted During 1991-92	No. of New Cases Diagnosed Positive During 1991-92	No. of Prisoners in Custody Known to have HIV/AIDS as at 30.6.92
New South Wales	19208	16	33
Victoria	4460	5	6
Queensland	8665	6	3
Western Australia	2086	0	1
South Australia	3082	0	6
Tasmania	757	0	0
Northern Territory	1221	0	0
Australian Capital Territory	n/a	n/a	0
Australia	39479	27	49
New Zealand	n/a	2	8

Table 5
Health: Prisoner - Non-Fatal, Self-Inflicted Injuries
1991-92

	Cuts/Lacerations	Ingestion of Objects	Ingestion of Substances	Strangulation	Striking	Other	Total	Rate/100 prisoner yrs.
New South Wales	186	7	23	52	nil	11	279	4.60
Victoria	118	7	0	0	10	6	141	6.20
Queensland	64	0	3	7	0	2	76	3.60
Western Australia	78	2	2	17	8	1	108	5.80
South Australia	37	1	4	8	1	0	51	4.41
Tasmania	10	1	1	3	0	0	15	5.70
Northern Territory	3	0	0	5	0	2	10	2.20
Australian Capital Territory	n/a	n/a	n/a	n/a	n/a	n/a	n/a	n/a
Australia	496	18	33	92	19	22	680	4.80
New Zealand	n/a	n/a	n/a	n/a	n/a	n/a	n/a	n/a

Notes:

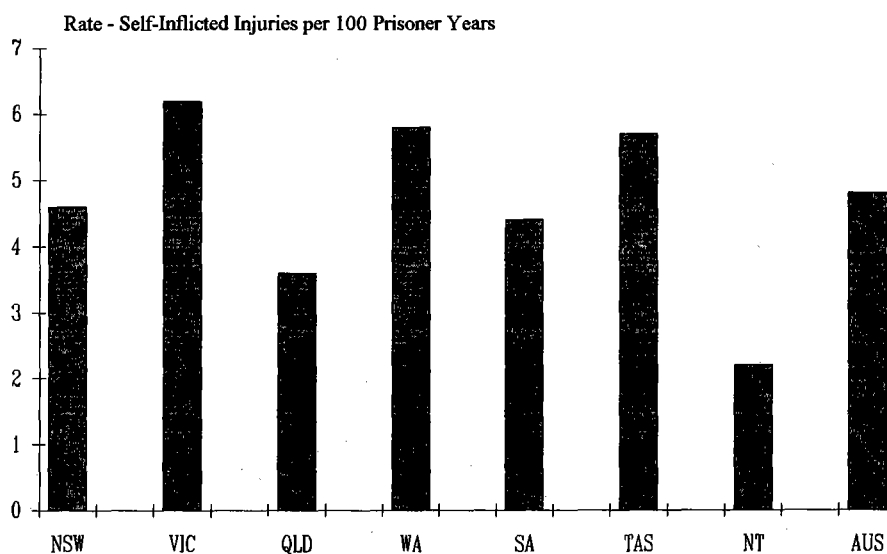
n/a = not available

Ingestion of substances includes drug overdose.

Rate per 100 prisoner years - 100 multiplied by Total Self-Inflicted Injuries, divided by Daily Average Muster.

New South Wales - the data include all incidences of reported self-harm during 1991-92.

Figure 2
Health: Prisoner - Non-Fatal, Self-Inflicted Injuries
1991-92



EDUCATION AND TRAINING

The measure originally envisaged under this heading was:

- 4 (a) Percentage of prison population pursuing academic, education, trade training or personal development courses on a given day, (31 March 1992). Only accredited courses were to be included.

After an initial investigation of the data, in which it was found to be difficult to compile data for individual prisoners in some jurisdictions, the Committee agreed to compile data on numbers of enrolments, rather than numbers of prisoners enrolled in accredited courses (see Table 6). Consideration was also given to the expression of these numbers as rates (numbers of enrolments per 100 prisoner years) to enable comparisons across jurisdictions. The decision was made, however, to exclude any specific rate calculation as it was felt that the raw data were not sufficiently comparable - particularly in respect of the 'personal development' courses - and that to publish comparative rates data would at this stage of development suggest greater comparability than in fact exists. Further work will be done to improve the application of standardised counting rules in this area. Alternative and more detailed data may be found in a 1993 report by the Australian Institute of Criminology entitled 'Keeping them in and Keeping them out', prepared for the Department of Employment, Education and Training.

Table 6
Education and Training: Number of Prisoner Enrolments in Education Courses During March 1992

	Tertiary			Technical Trade Mechanical or Equivalent			Secondary			Personal Development			Total Enrolments		
	M	F	T	M	F	T	M	F	T	M	F	T	M	F	Total
New South Wales	6	5	11	1200	132	1332	1076	41	1117	1650	152	1802	3932	330	4262
Victoria	21	0	21	1621	139	1760	0	0	0	n/a	n/a	n/a	1642	139	1781
Queensland	39	4	43	201	22	223	95	26	121	687	25	712	1022	77	1099
Western Australia ^(a)	n/a	n/a	15	n/a	n/a	555	n/a	n/a	10	n/a	n/a	n/a	n/a	n/a	580
South Australia ^(b)	n/a	n/a	n/a	n/a	n/a	n/a	n/a	n/a	n/a	n/a	n/a	n/a	n/a	n/a	n/a
Tasmania	1	0	1	14	3	17	2	0	2	26	0	26	43	3	46
Northern Territory	0	0	0	47	6	53	11	1	12	12	2	14	70	9	79
Australian Capital Territory ^(c)	0	0	0	0	0	0	0	0	0	0	0	0	0	0	0
Australia^(d)	67	9	91	3083	302	3940	1184	68	1262	2375	179	2554	6709	558	7847

Notes:

Effective period: 1 to 31 March 1992. New Zealand data not available.

Includes all prisoners on remand, day release, work release, in prison farms, work camps and similar but not those on parole, undergoing home detention or temporarily not in custody (escape, in transit, in police custody etc).

(a) Western Australia did not differentiate between male and female.

(b) Information not collected

(c) No education programs available in ACT.

(d) A prisoner may be enrolled in more than one course at a time.

Caution when interpreting data, alternative data may be found in a 1993 report to the Department of Employment, Education and Training by the Australian Institute of Criminology, 'Keeping them in and Keeping them out'.

... 5 ...

WORK

The measures envisaged under this heading are:

- 5 (a) Number and percentage of prisoners employed as at particular date.
- 5 (b) Weekly pay scale
- 5 (c) *Community Projects* - (for prisoners), hours per month, by type of projects

Measures 5 (a) to 5 (c) are included in Tables 7 - 9 (see also Figure 3). It was found possible to categorise prisoner work under six substantive headings.

- *Manufacturing* - includes assembly work.
- *Horticulture* - includes farming, gardening and afforestation
- *Prison Services* - includes cooking, cleaning and maintenance work
- *Printing & Bookbinding* - includes printing, bookbinding and photocopying
- *Community Work* - Includes prisoners employed full-time in community, eg. work release, and mobile prison work camps, etc.
- *Full-Time Education* - includes those in full-time education and training

These six headings were supplemented by an 'other' category, which covered those employed in prison work not included in the six categories above, and an 'unemployed' category which covered all those who are unable to work, refuse to work, or for whom no work is available. The majority of those in the 'other' category worked in clerical jobs; other types of work included specialised programs, library assistant, activities assistant (NSW); stores assistants, activities assistants, plant operators (QLD); library and computer services, 'pets and therapy' (SA); Citizens Radio Emergency Service Team monitoring, couriers, barber, librarian, storemen's assistant (NT).

The period for which data were found to be most readily available in most jurisdictions was the month of May.

Considerable difficulty was encountered in compiling comparative data on weekly pay scales. All jurisdictions, to some extent or other, supplement weekly pay with the free provision of various items, such as basic toiletries, tobacco, coffee and tea, writing stationery, televisions and books. Table 8 lists these items for each jurisdiction, and the wages data need to be read with these components in mind.

Unpaid community work, where available, is believed to have considerable therapeutic value. Because of the varying scale of such projects it is difficult to maintain comparability between jurisdictions, but it is clearly worthwhile demonstrating the capacity of prison inmates to achieve something constructive in the communities. Categories covered in the Table are

- Disaster relief - floods, bushfires etc.
- Local government - roads, parks, gardens etc.
- Facilities - maintenance of public buildings etc.
- Charities - assistance to Church/welfare agencies
- Events - assistance with shows, field days etc.
- Environmental - national parks, afforestation etc.
- Recreation - assistance to sporting groups etc.
- Rural - weed control, scrub clearance, erosion control etc.
- Other

State and Territory Prisoner Pay Scale Policies

New South Wales

Under Section 20(1) of the *Prisons Act 1952 No. 9* all convicted prisoners in New South Wales may be required to work subject to the direction of the Commissioner.

Prisoners are expected to work for a range of reasons:

- to develop and enhance prisoner confidence and self-esteem;
- to prepare most prisoners for eventual return to the community;
- to permit prisoners to earn a small wage, be responsible for how this is used and from it to make a contribution to the cost of society of their incarceration.

Work is an integral part of the 'structured day', a 'best practice' concept of prisoner management, integrated education, training and work which has been embraced by most enlightened correctional systems.

The prisoner wages system is a component of an overall hierarchy of privileges intended to encourage and reward those prisoners who positively participate in work programs.

Victoria

It is government policy that all prisoners work and the Director-General of Corrections may direct sentenced prisoners to work. A significant proportion of prisoner work is direct reparation to the community through general community work, including re-forestation and desalination work in environmentally sensitive areas.

Queensland

Prison Remuneration Payments

In accordance with *Corrective Services Act 1988-1990* (s59) and *Corrective Services (Administration) Act 1988-1990* (s20(1)) Commission Rule No. 81 a prisoner participating in approved programs including work, education and other programs aimed at correcting offending behaviour, shall be remunerated at a level of the assigned position determined by the Manager in the 'work area'. Prisoners working in contract industries may be remunerated at a piece rate from profits earned by the contract with maximum weekly earnings of \$45.00 exclusive of the amenities allowance.

An unemployment allowance is paid to all non-working prisoners, except those refusing to work and, at the Correctional Centre General Manager's discretion, those in Separate Confinement under Section 96 of the *Corrective Services Act 1988-90*.

The *Corrective Services (Administration) Act 1988* (s20(1)) and Commission Rule 101 allow for all prisoners to receive an amenities allowance at a rate of \$8.00 per prisoner per week. During the first two weeks at the Arthur Gorrie Remand and Reception Centre prisoners receive an amenities pack in lieu of the allowance.

Western Australia

In Western Australia, there are five levels of paid gratuities and one level with no pay (Level 6). Level 5 is a miscellaneous pool which has no classified

positions but prisoners are required to work when and where directed on a casual and generally part-time basis. Each prison has a Profile of Positions which are classified by gratuity levels. The Profiles were compiled on the following principles:

- to encourage and reward productivity, skills and effort;
- to financially disadvantage as few prisoners as possible within budgetary limits.

Full-time students may be paid at Levels 2, 3 or 4 depending on performance.

The distinctions between the gratuity levels in terms of positions are as follows:

- | | |
|---------|---|
| Level 1 | Positions requiring exceptional skill/aptitude and/or work performance. Selected key non-productive positions. Minimally supervised |
| Level 2 | Positions requiring above average skills and/or work performance. Selected key non-productive positions. May include apprentices and full-time students. |
| Level 3 | Positions requiring satisfactory work performance. Non-productive positions requiring some degree of responsibility and full-time students. |
| Level 4 | General or unskilled miscellaneous duties. Prisoners will usually commence work at this level in a given work area. Prisoners commencing full-time study. |
| Level 5 | No classified positions at this level. Casual work when and where required. |
| Level 6 | Prisoners refusing to work or under punishment. No gratuity. |

A memo was sent by electronic mail to all prison superintendents requesting by 5 May 1993 the number of prisoners employed at each gratuity level on 1 May 1992. However, this historical information is only available from some prisons where the form Monthly Gratuities Record - Secondary Industries for May 1992 could be located. It has not been possible to obtain a complete record covering all prisons.

South Australia

Under Section 29 of the *Correctional Services Act 1982*, a prisoner (other than remand prisoner) is, while in a correctional institution, required to perform such work as the Manager directs. Where practicable, tasks selected for prison work must be selected on the basis that they are likely to provide prisoners with experience in a recognised profession, trade or other field of employment. A Manager must, in directing a prisoner to perform any particular work, have regard to the age and the physical and mental health of the prisoner, and any skills or work experience of the prisoner.

Under Section 31 of the *Correctional Services Act 1982*, every prisoner is, while in a correctional institution, entitled to an allowance, with varying rates for working prisoners, those participating in education programs, those not required to work and those refusing to work. In addition, a bonus payment is made only to those prisoners who display a positive attitude, or apply themselves with particular effort, to the performance of work, tasks or duties in the prison. The rate of allowance for working prisoners is dependent on the class of work.

All allowances to which a prisoner is entitled are credited to the prisoner through an account, or accounts, kept in his or her name by the Manager of the prison.

Tasmania

Section 18 of the *Prison Act 1977* provides that 'the Superintendent ... of a prison in which a prisoner is detained shall cause him to be set to some work that is considered suitable to the prisoner's physical and intellectual capacity'.

Section 19 provides that prisoners are entitled to be paid for the work performed. The rates of pay for prisoners are prescribed under the Prison Regulations.

It has never been the intention that prisoner pay rates in Tasmania should be related to award rates for similar occupations in the community.

The payment is seen:

- as a useful incentive to work
- to encourage prisoners to develop some skills in managing the use of money

- to provide some element of self-determination in an otherwise highly regimented environment.

It is the policy of Corrective Services to endeavour to provide useful productive work for all sentenced prisoners who are capable of working and remandees who wish to elect to work.

A range of workshop and outdoor work activities are available for the employment of prisoners as well as the traditional domestic services required for the operation and maintenance of prisons.

Prisoners are encouraged to participate in formal vocational training which can be linked to their prison occupation, through TAFE or other training organisations. Courses should preferably be available to continue in the community after release.

Northern Territory

Prisoner Wage structure is currently under review.

Australian Capital Territory

The only custodial facility operated in the Australian Capital Territory is the Belconnen Remand Centre. There is no legislative requirements for remandees to work. Paid work positions are only available for a small number of remandees. Remandee pay is determined on a daily rate - a practice that has been adopted to suit the constantly changing population of a remand centre.

In accordance with s.29 of the *Remand Centres Act 1976*, all remandees are entitled to be paid for the work performed. Remandees are covered for compensation for paid or unpaid work (s. 21A, *Remand Centres Act 1976*).

There is no major industry currently available at the Belconnen Remand Centre - the paid work available is of a 'domestic' nature. The rates of pay for detainees for work performed is determined by the Superintendent of the Remand Centre (Remand Centre Standing Orders, Section 2, Part 4.1). All payments for work performed are credited to the remandee through an account kept in the remandee's name.

Figure 3
Percentage of Prisoners Undertaking Different Types of Work
During May 1992 - Australia

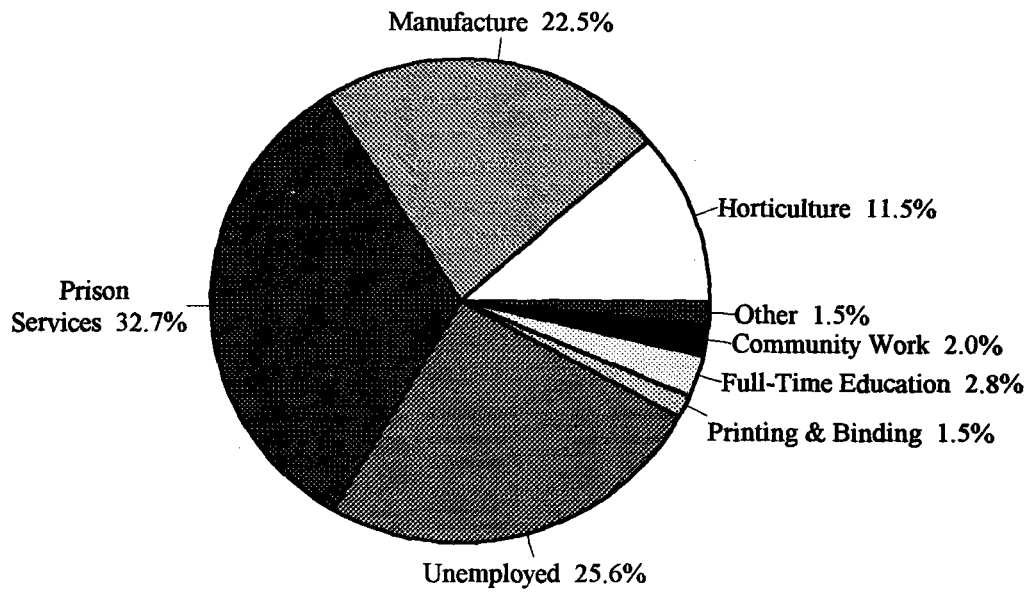


Table 7
Work: Number of Prisoners Undertaking Different Types of Work During May 1992

Number of Prisoners	Manufacture	Horticulture	Prison Services	Printing & Bookbinding	Community Work	Full-Time Education	Other ^(b)	Unemployed	Total Prisoners
New South Wales	1266	594	1976	119	172	138	51	1840	6156
Victoria	571	231	796	34	0	50	0	520	2202
Queensland	345	307	739	33	32	110	118	452	2136
Western Australia ^(a)	688	175	557	17	41	80	0	204	1762
South Australia	158	191	336	0	0	10	7	414	1116
Tasmania	90	56	49	3	13	0	0	34	245
Northern Territory	50	64	138	0	19	6	39	143	459
Australian Capital Territory	0	0	18	0	0	0	0	8	26
Australia	3168	1618	4609	206	277	394	215	3615	14102
New Zealand	n/a	n/a	n/a	n/a	n/a	n/a	n/a	950	4303
<u>Percentage of Prisoners</u>									
New South Wales	20.6	9.6	32.1	1.9	2.8	2.2	0.8	29.9	6156
Victoria	25.9	10.5	36.1	1.5	0.0	2.3	0.0	23.6	2202
Queensland	16.2	14.4	34.6	1.5	1.5	5.1	5.5	21.2	2136
Western Australia ^(a)	39.0	9.9	31.6	1.0	2.3	4.5	0.0	11.6	1762
South Australia	14.2	17.1	30.1	0.0	0.0	0.9	0.6	37.1	1116
Tasmania	36.7	22.9	20.0	1.2	5.3	0.0	0.0	13.9	245
Northern Territory	10.9	13.9	30.1	0.0	4.1	1.3	8.5	31.2	459
Australian Capital Territory	0	0.0	69.2	0.0	0.0	0.0	0.0	30.8	26
Australia	22.5	11.5	32.7	1.5	2.0	2.8	1.5	25.6	14102
New Zealand	n/a	n/a	n/a	n/a	n/a	n/a	n/a	22.1	4303

Notes:

n/a = Not available

(a) Figures for WA are based on the last Friday of June 1992.

(b) The majority of these worked in clerical jobs; other types of work included: specialised programs, library assistant, activities assistant (NSW); stores assistants, activities assistants, plant operators (QLD); library and computer services, 'pets and therapy' (SA); Citizens Radio Emergency Service Team monitoring, couriers, barber, librarian, storemen's assistant (NT).

Explanation:

Manufacturing - includes assembly work. *Horticulture* - Includes farming, gardening and afforestation. *Prison Services* - Includes cooking, cleaning and maintenance work. *Printing & Bookbinding* - Includes printing, bookbinding and photocopying. *Community Work* - Includes prisoners employed full-time in community, eg. Work Release, and mobile prison work camps, etc. *Full-Time Education* - Includes those in full-time education and training. *Other* - Includes those employed in prison work not covered by the above categories. *Unemployed* - Includes those who are unable to work, refuse to work, for whom no work is available.

New Zealand - on 15 May 1992

Table 8
Work: Prisoner Pay Scale^(a) (\$) Current at 1 May 1992

	Minimum Weekly Wage ^(b)		Most Common Weekly Wage ^(c)	Maximum Weekly Wage ^(d)		Total Employed	Unemployed Weekly Wage ^(e)		Refuse to Work Weekly Wage ^(f)	
	(\$)			(\$)	(\$)		(\$)		(\$)	
	\$	N	\$	\$	N	N	\$	N	\$	N
New South Wales	9.00	893	15.00	105.00	2	3584	4.50	593	0.00	n/a
Victoria	20.00	88	27.50	45.50	25	1700	12.50	438	0.00	70
Queensland ^(g)	10.50	n/a	17.50	45.00	n/a	n/a	5.60	n/a	0.00	n/a
Western Australia	16.10	549	22.75	37.80	154	n/a	11.90	271	0.00	8
South Australia	17.65	6	23.60	28.35	3	624	11.65	479	0.50	9
Tasmania	5.00	107	5.00	14.00	63	211	n/app	0	0.00	0
Northern Territory	0.70	122	2.45	2.80	51	364	0.70	78	0.00	0
Australian Capital Territory	24.50	7	24.50	35.00	2	9	n/app	0	0.00	0
Australia (Avg.) ^(h)	12.93	n/a	17.29	39.18	n/a	n/a	7.81	n/a	0.50	n/a
New Zealand (NZS)	1.80	n/a	n/app	6.44	n/a	n/a	2.80	n/a	0.00	n/a

Footnotes and Definitions:

(a) Payment of a 'weekly' wage in each state/territory is calculated as follows:

New South Wales - hourly rate paid to a maximum of 42 hours per week spread over a 5-day week, but some prisoners work a 7-day week. Consideration is being given to increasing the maximum hours worked in a week to 56 hours per week. Figures relate to 26 out of the 30 prisons;

Victoria - calculated on a daily rate. Most prisoners work 5 days, some 7 days. The maximum wage applies to those who work 7 days per week. Figures are estimates based on March 1993 data;

Queensland - based on a daily rate for seven days;

Western Australia - the weekly rate applies if prisoners work 5-days or more. The daily rate is the weekly rate divided by seven. Figures are estimates based on the 1 May 1992 muster of 1876 prisoners;

South Australia - based on a daily rate calculated for a 5-day week. Prisoners at the Adelaide Remand Centre are all on the same pay rate of \$2.33 per week;

Tasmania - based on a daily rate multiplied by 5. Prisoners who work 7-days are paid for seven days;

Northern Territory - prisoners are paid between 10¢ and 40¢ per day. Their daily rate is multiplied by the number of days worked;

Australian Capital Territory - based on a daily rate calculated for a 7-day week;

When comparing prisoner pay scales it should be noted that all jurisdictions, supplement these pay scales with the provision of various amenities:

New South Wales - unemployed inmates may elect to receive a tobacco issue in lieu of \$4.50 unemployed payment. Some gaols supply basic toiletries; some supply milk, coffee, tea and sugar; some gaols supply televisions;

Victoria - basic toiletries and writing paper, envelopes and pens are supplied on reception and inmates must purchase these amenities thereafter;

Queensland - all inmates receive \$8.00 per week amenities allowance in lieu of a toiletries/tobacco issue - this allowance, is not regarded as remuneration;

Western Australia - basic toiletries are supplied;

South Australia - prisoners are provided with basic toiletries, stamps, envelopes, writing paper, pen, communal televisions are provided in all institutions, some institutions provide televisions in cells;

Tasmania - remand prisoners are supplied with basic toiletries and tobacco. Sentenced prisoners received a standard 'living allowance' in lieu of toiletries and tobacco of \$16.50 per week - this allowance is not regarded as remuneration for working.

Northern Territory - tobacco/cigarettes; basic toiletries; milk, coffee, tea and sugar; communal television and books are supplied. Prisoner wage structure currently under review. A completely new scheme with significantly increased pay rates is expected to be implemented in the next few months;

Australian Capital Territory - basic toiletries and televisions are supplied;

New Zealand - inmates undertaking work parole are not remunerated under this pay scale.

- (b) 'Minimum weekly wage' paid to an employed prisoner, does not refer to payment to unemployed prisoners. Victoria - includes some long-term sick prisoners. New Zealand - This wage is for a 40 hour work week.
- (c) 'Most common (modal) weekly wage' refers to the weekly wage received by the largest number of prisoners. The figures presented for New South Wales and Queensland are estimates only.
- (d) 'Maximum weekly wage' is to include all bonus payments. New Zealand - this wage is for a 56-hour work week.
- (e) 'Unemployed weekly wage' is payment made to prisoners for whom no work is available. New Zealand - unemployed inmates may be paid up-to this amount.
- (f) 'Refuse to work weekly wage' is payment made to prisoners for whom work is available, but who refuse to work. New Zealand - these inmates will still receive items to meet their basic health and hygiene needs.
- (g) Queensland was unable to provide data on numbers of prisoners.
- (h) Average calculated by weighting all jurisdictions equally (rather than giving larger weighting to jurisdictions with larger prison populations).
- N = Number of prisoners on pay scale
n/a = Not available
n/app = Not applicable

Table 9
Work: Unpaid Community Work Projects
by Prisoners, 1991-92

	No. of Projects in Past 12 Months	Total No. of Prisoners hours Worked in Past 12 Months	Ratio of Prisoner Hours Worked/No. of Prisoners at 1 May	Project with Largest No. of Hours Worked
New South Wales	87	97256	15.8	Painting Catholic College and clearing of grounds
Victoria	n/a	459636(a)	208.7(a)	n/a
Queensland	n/a	15841	7.0	n/a
Western Australia	n/a	n/a	n/a	n/a
South Australia	0	0	0	n/a
Tasmania	6	25056	102.3	Royal Botanical Gardens work party
Northern Territory	26	15246	45.9	Ghan Preservation Society
Australian Capital Territory	0	0	0	n/a

Notes:

n/a = Not available

(a) Victorian figures estimated by multiplying information for month of May by 12. These figures may be inflated because of seasonal work ie tree-planting and associated activities. However, as many as 100 prisoners may be working full-time on these activities.

Categories covered in this table:

Disaster relief - floods, bushfires etc.

Local government - roads, parks, gardens etc.

Facilities - maintenance of public buildings etc.

Charities - assistance to Church/welfare agencies

Events - assistance with shows, field days etc.

Environmental - national parks, afforestation etc.

Recreation - assistance to sporting groups etc.

Rural - weed control, scrub clearance, erosion control etc.

Other

Victoria and Northern Territory projects are strongly supported by staff, prisoners and community. South Australia none undertaken because of conflict between such work and Community Service Order program.

... 6 ...

STAFFING

While Sections 1 - 5 by their very nature, relate almost exclusively to custodial corrections, the remaining sections relate both to custodial and community-based corrections.

The measures envisaged under the 'Staffing' heading are:

- 6 (a) *Types and number of permanent, full-time staff, by gender if possible:*
- Administrative and senior management, (to include Superintendents);
 - Community based corrections;
 - Custodial;
 - Specialists.
- in categories:
- Institutional staff (includes specialists);
 - Head/Central Office staff;
 - Community based corrections staff.
- 6 (b) *Staff/Client Ratios: (Only to include officers involved directly in supervision of offenders; exclude clerks, typists etc.)*
- Custodial officers by daily average prison population;
 - Community based officers/client by average daily holdings on 30 June 1992.
- 6 (c) *Pay Scales (Gross, base salary) - for each category of:*
- Prison - basegrade; mid range industries officers;
 - Community based corrections - base grades.
- 6 (d) *Turnover - turnover of officers (resignations, retirements etc) as percentage of total on given day, over 12-month period (30 June 1992).*
- Community based corrections officers
 - Custodial officers
- 6 (e) *Health - number of days sick leave or workers compensation for custodial and community based corrections staff, (number of days per officer on given day).*
- 6 (f) *Industrial Relations - to be obtained from the Administrators Conference papers.*

- 6 (g) *Overtime* - as percentage of base salaries, (total overtime/total base salaries budget for operational areas community based corrections and institutions). This was later amended to percentage of *total salaries* (including allowances, overtime etc).

Measures 6 (a), 6 (b), 6 (c), 6 (e), 6 (f) and 6 (g) are included in Tables 10 - 18 (see also Figures 4 - 7). Inclusion of 6 (d) has been deferred for further consideration. The introduction of privately run prisons introduced a new problem into the measurement of staff numbers. As the staff of the operating agency are not corrective services staff, their numbers and rates of pay are not necessarily known to the departments which administer them. These staff, and the prisoners they supervise, are therefore omitted from the Tables in this section. Also excluded are staff funded by other agencies - usually health or educational staff whose salaries are paid by their respective government agencies, not by the corrective services agency. All staffing numbers are expressed as full-time equivalents.

Table 10
Staffing: Institutional Staff (Full Time Equivalent) at 30 June 1992

	Custodial Officers	Specialist Staff				Admin./ Management/ Other	Total Staff	Aboriginal/TSI		Women	
		Training/ Teaching	Medical	Industry	Other			Number	%	Number	%
New South Wales	2516	43	0	358	104	294	3315	22	0.66	642	19.4
Victoria	1341	0	0	160	29	210	1740	3	0.17	342	19.7
Queensland	1052	12	56	82	80	172	1455	45	3.10	280	19.2
Western Australia	1018	18.4	27	0	176	169.1	1408.5	9	0.64	280	19.9
South Australia	704	0	0	84	13	118	919	32	3.48	176	19.2
Tasmania	178	1	13	17	3	18	230	0	0	29	12.6
Northern Territory	228	5	0	25	0	12	270	21	7.78	25	9.3
Australian Capital Territory	48	0	2	0	0	4	54	0	0	13	24.1
Australia	7085	79.4	98	726	405	997.1	9391.5	132	1.4^(a)	1787	19.0^(a)
New Zealand	1848	n/a	68	n/a	3	481	2250	n/a	n/a	439	19.5

Notes:

(a) Unweighted averages of state and territory data

n/a = Not available

NSW Figures include custodial officers up to and including the rank of Senior Assistant Superintendent working in correctional centres, court complexes, emergency units and escort units.

VIC Figures exclude staff employed by State Training Board and Health Department.

QLD Figures exclude staff working at Borallon Correctional Centre, The Arthur Gorrie Correctional Centre and the WORC Scheme.

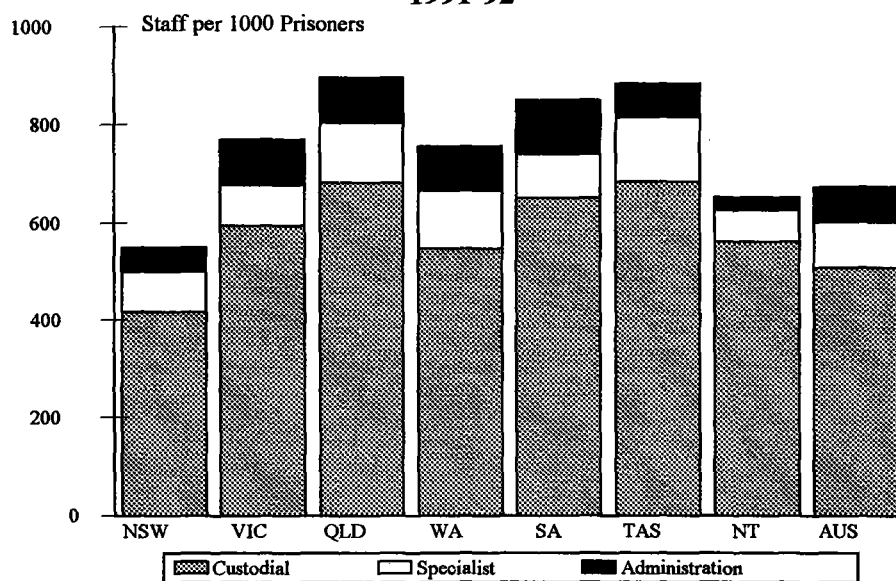
WA Figures for Aboriginal/TSI exclude 10 casual tutors.

SA Figures exclude staff working at Staff Development Centre and Dog Squad, include staff working at Sir Samuel Way Courts Complex. Also excludes staff employed by Health Commission and TAFE.

NT Figures exclude 5 staff funded by Health Department and adult education officers funded by Adult Literacy Program.

New Zealand - It was not possible to identify the numbers of training/teaching and industry staff from the numbers of other types of staff.

Figure 4
Staffing: Custodial Staff Per 1000 Prisoners
1991-92



	NSW	VIC	QLD	WA	SA	TAS	NT	AUS ^(a)
Total Staff	547.39	769.91	896.33	756.58	850.14	884.62	586.96	676.63
Custodial Staff	415.46	593.36	682.08	547.02	651.25	684.62	560.87	529.29
Specialist Staff	83.39	83.63	122.28	118.97	89.73	130.77	65.22	94.27
Administration Staff	48.55	92.92	91.44	90.87	109.16	69.23	26.09	71.84

(a) Weighted Average

Table 11
Staffing: Custodial Staff, Client Ratio
at 30 June 1992

	Custodial Staff	Avg. Prisoner Population 1991-92	Prisoner: Custodial Staff Ratio
New South Wales	2516	6056	2.4
Victoria	1341	2260	1.7
Queensland	1283	1881	1.5
Western Australia	1018	1861	1.8
South Australia	704	1081	1.5
Tasmania	178	260	1.5
Northern Territory	258	460	1.8
Australian Capital Territory	48	20	0.4
Australia	7346	13879	1.9
New Zealand	1734	4221	2.4

Notes:

NSW Casual teachers are not included.

QLD This table is not comparable to Table 2 or Table 10 due to different counting methods: Custodial and specialist staff are included in 'Custodial staff'. Employees of the private correctional centres are not included in this figure. Excludes inmates of the Borallon Correctional Centre and the Arthur Gorrie Correctional Centre.

SA Trainee custodial officers (39) and Dog Squad Officers (8) excluded.

This table is not comparable to Table 2 due to different counting methods: Table 2 is as per census date and this table is yearly average.

TAS This table is not comparable to Table 2 due to different counting methods:

Juveniles serving sentence in juvenile institutions are not included in 'Average prisoner population.'

NT This table is not comparable to Table 2 due to different counting methods:

This table uses monthly daily average figures for the period 1991-92 and Table 2 uses data as at 30 June 1992 (daily state).

NZ *Custodial staff* - number of custodial staff for the whole 1991-92 year. *Average Prison Population* - average weekly population. *Prisoner: Custodial Staff ratio* - based on the actual salaries paid to staff in the basic Prison Officer grade during 1991-92.

Table 12
Staffing: Community Based Corrections Staff
(Full Time Equivalent) at 30 June 1992

	Direct Supervision			Admin/ Mngmnt Other	Total Staff	Aboriginal/ TSI		Women	
	Probation and Parole	Other Comm Corr Based	Home Detention Supervisor			No.	%	No.	%
New South Wales	205	94	0	180	479	7.3	1.5	257	53.7
Victoria	178	0	0	110	288	0	0.0	186	64.6
Queensland	171	8	0	132	311	16	5.1	151	48.6
Western Australia	73.5	0	3	50.4	127	13	10.2	77	60.6
South Australia	95	21	7	52	175	7	4.0	90	51.4
Tasmania	35	8	0	11	54	0	0	23	42.6
Northern Territory	41	2	3	13	59	u/k	u/k	24	40.7
Australian Capital Territory	16	8	0	6	30	0	0	22	73.3
Australia	814.5	141.0	13.0	554.4	1523.0	43.3	2.9^(a)	830	54.4^(a)
New Zealand	415.0	115	n/a	214.0	744	0	0	391	52.5

Notes:

n/a = Not available

u/k = Unknown

(a) Weighted Australian average, method for 'Aboriginal/TSI' excludes Northern Territory.

NSW Figures include Intensive Community Supervision Officers (3) but do not include casual CSO supervisors.

VIC Figures do not include sessional staff.

QLD 'Direct Supervision' - involves the provision of a range of activities including probation and parole and home detention: therefore a total figure is provided.

Figures include the WORC Scheme and Community Correctional Centres.

WA Figures do not include further 23 FTE positions allocated to Aboriginal sessional supervisors employed by Department.

NT Figures do not include casual CSO and HD supervisors (approximately 15-20 staff).

ACT Figures do not include sessional CSO Supervisors (approximately 11 staff).

Table 13
Staffing: Community Based Staff - Client Ratio, at 30 June 1992

	Community Based Officers	Number of Clients 30-Jun-92	Client: Comm. Based Staff Ratio
New South Wales	260	17852	68.7
Victoria	178	7509	42.2
Queensland	179	13662	76.3
Western Australia	76.5	5509	72.0
South Australia	123	5470	44.5
Tasmania	43	1905	44.3
Northern Territory	46	1754	38.1
Australian Capital Territory	24	504	21.0
Australia	929.5	54165	58.27
New Zealand	530.0	23142	43.66

Notes:

NSW - Does not include drug and alcohol court assessment program or court duty staff.

QLD - All 'Direct Supervision' and Community Correctional Centre staff are included in 'Community Based Officers'

Figures include the WORC Scheme and Community Correctional Centres.

Table 14
Staffing: Custodial & Community Based Staff
Base Grade Salary, 1991-92

	Base Grade Custodial ^(a) Salary (\$)	Base Grade Community ^(b) Based Salary (\$)
New South Wales	25689	28418
Victoria	25787	26251
Queensland	23782	26882
Western Australia	25428	26448
South Australia	24908	27163
Tasmania	23580	24234
Northern Territory	25020	29564
Australian Capital Territory	22206	32800
Australia	25165	27355
New Zealand (NZ\$)	24823	25756

Notes:

Australia - Weighted average of state and territory data.

NSW - (a) Salary is for 1st year (non-probationary) prison officers.

SA - (a) Salary is for 1st year (non-probationary) correctional officer.

(b) Salary is for Probation/Parole Officer. Salary for CSO Supervisor commences

from \$29008. ACT - (b) Salary is for case worker. Salary for CSO Supervisor

commences from \$26384. TAS - (b) Salary is for Probation Officer. Salary for

CSO Supervisors is \$23363. NT - (a) Adjusted for penalties and overtime

Figure 5
Staffing: Community Based Staff Per 1000 Client Ratio
1991-92

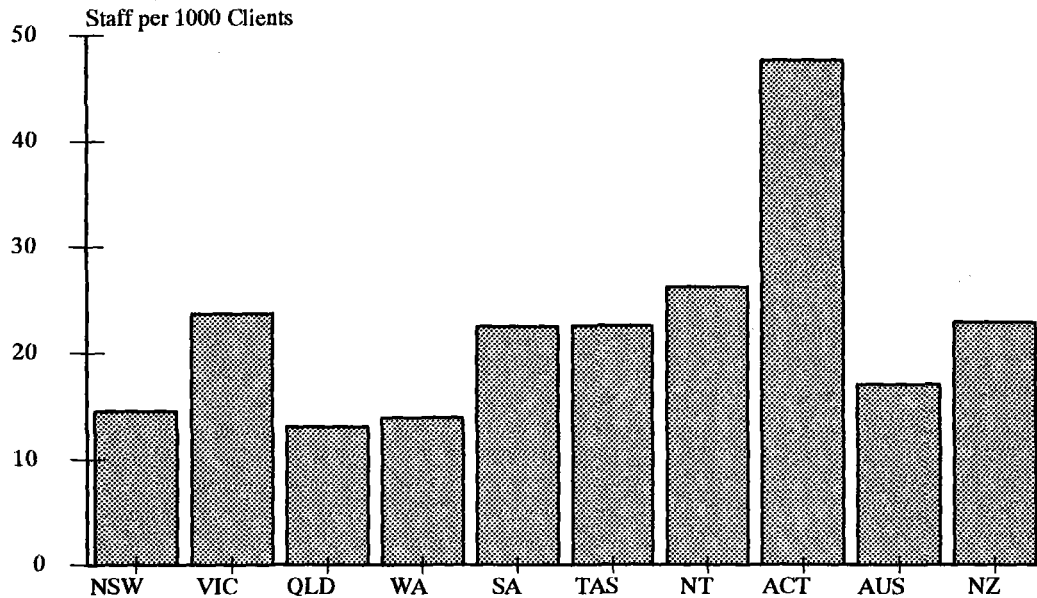


Table 15
Staffing: Head/Central Office Staff
(Full-Time Equivalent) at 30 June 1992

	Head/Central Office Staff (FTE)	% Males	% Females	Aboriginal/TSI		Head Office Staff as a Percentage of All Staff ^(a)
				Number	%	
New South Wales	644	58.2	41.8	6	0.9	14.5
Victoria	277	56.6	43.4	3	1.3	12.0
Queensland	141	51.9	48.1	9	6.4	7.3
Western Australia	204	65.0	35.0	4	2.0	11.5
South Australia	138	55.1	44.9	2	1.4	11.2
Tasmania	17	60.0	40.0	0	0	5.6
Northern Territory	42	37.0	63.0	1	2.4	10.3
Australian Capital Territory	9	45.0	55.0	0	0	9.9
Australia	1472	53.6	46.4	25.0	1.7	10.3
New Zealand	26	42.3	57.7	1	3.85	0.9

Notes:

Some staff employed in regional offices may be employed on 'head office' type duties. These staff members would not be counted in this Table.

NSW Figures include Head Office staff and custodial staff of the Internal Investigation Unit plus those staff employed at central administration of the Community Corrections Service.

QLD Figures exclude Borallon Correctional Centre, The Arthur Gorrie Correctional Centre and the WORC Scheme.

SA Figures include staff employed at Staff Development Centre.

NZ includes the head office staff of the Penal and Community Corrections Divisions, and also the regional office staff of Community Corrections.

Australia - Percentages are unweighted averages of state and territory data

(a) All Staff = Institutional Staff plus Community Based Corrections Staff plus Head Office Staff.

Figure 6
Staffing: Head/Central Office Staff
(Full-Time Equivalent at 30 June 1992)

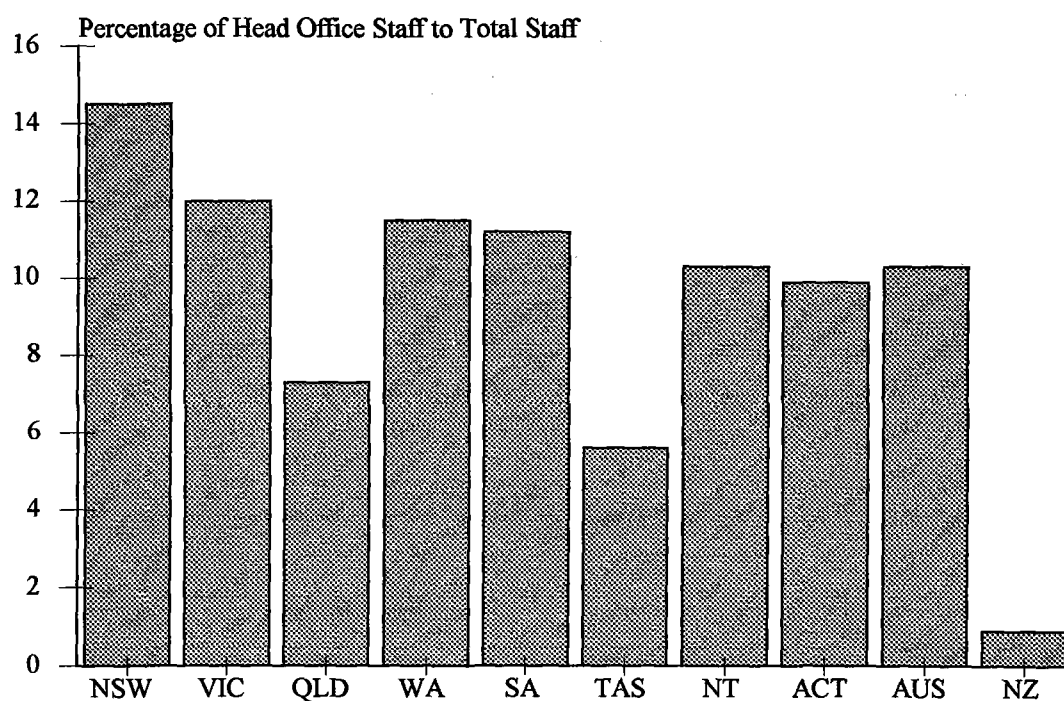


Table 16
Staffing: Sick Leave, Workers Compensation Per Officer Per Year, 1991-92

	Custodial Corrections				Community Corrections			
	Sick Leave		Workers Compensation		Sick Leave		Workers Compensation	
	Custodial Staff	Other	Custodial Staff	Other	CCO	Other	CCO	Other
New South Wales	7.5	4.7	1.2	0.6	4.3	4.6	2.3	9.2
Victoria	12.5	10.8	8.6	8.5	7.1	4.9	5.3	2.3
Queensland	9.4	3.9	3.6	.63	2.4	4.6	.02	0
Western Australia	13.8	4.3	n/a	n/a	4.0	n/a	n/a	n/a
South Australia	9.2	n/a	7.6	n/a	5.7	n/a	4.1	n/a
Tasmania	9.9	6.2	5.9	4.3	2.1	.3	1.0	0
Northern Territory	15.0	6.0	7.0	4.0	4.8	n/a	0	0
Australian Capital Territory	7.0	0.6	4.9	0	3.4	5.0	0.77	0

Notes:

n/a = Not available

Custodial staff include industrial staff.

CCO = Community Corrections Officers.

VIC Centre Managers are included in the CCO category.

QLD Figures exclude staff working at Borallon Correctional Centre and The Arthur Gorrie Correctional Centre.
 WORC scheme is included in Community Corrections.

Table 17.1
Staffing: Overtime as a Percentage of
Total Salaries 1991-92

Custodial Corrections

	Salaries (\$000)	Overtime (\$000)	%
New South Wales	84025	7414	8.80
Victoria^(a)	67562	7821	11.58
Queensland	53035	3708	6.99
Western Australia	49920	7068	14.16
South Australia	27782	3282	11.81
Tasmania	7545	629	8.34
Northern Territory	12788	848	6.63
Australian Capital^(a) Territory	1827	156	8.54
New Zealand (NZS)	77401	3821	4.94

Notes:
Salary related costs are included (e.g. penalty rates, award allowances etc.)
% = Overtime as a percentage of total salaries.
^(a) Includes management staff located at institutions.

NSW 'Custodial Corrections' refers to prison officers and senior prison officers.
QLD Figures include base salary, shift penalties, other earnings but does not include meal allowances etc. Figures also include Transport and Escort.

VIC Figures include base salary, shift penalties, other earnings but does not include meal allowances etc.
NT Items included in salaries - NT allowance; higher duties; leave loading; penalty payments; termination payments; workers compensation; other allowances; allowance in lieu of fares; advance to payees.
NZ *Salaries* this figure includes base salaries, overtime, penal payments and allowances and is in New Zealand dollars.

Table 17.2
Staffing: Overtime as a Percentage of
Total Salaries 1991-92

Community Corrections Staff

	Salaries (\$000)	Overtime (\$000)	%
New South Wales	9767	0.70	0.01
Victoria^(a)	10087	0.66	0.01
Queensland	9746	4.00	0.04
Western Australia	3106	85.00	2.70
South Australia	3162	0.52	0.02
Tasmania	1639	9.00	0.55
Northern Territory	1803	38.00	2.10
Australian Capital^(a) Territory	466	8.00	1.72
New Zealand^(b) (NZS)	33290	356.00	1.07

Notes:
^(a) Includes management staff located at institutions.
^(b) Head office staff only.

NT Items included in salaries - NT allowance; higher duties; leave loading; penalty

payments; termination payments; workers compensation; other allowances; allowance in lieu of fares; advance to payees.
NZ Includes managerial and support staff.

Table 17.3
Staffing: Overtime as a Percentage of
Total Salaries 1991-92

Managerial and Other Support Staff

	Salaries (\$000)	Overtime (\$000)	%
New South Wales	72461	2759	3.8
Victoria ^(a)	4535	17	0.4
Queensland	5763	264	4.6
Western Australia	n/a	n/a	n/a
South Australia	13153	209	1.6
Tasmania	1898	0	0
Northern Territory	1737	19	1.1
Australian Capital ^(b) Territory	264	9	3.4

Notes:
 % = Percentage of overtime to total salaries
 (a) Head office staff only.
 (b) Includes management staff located at institutions.

NSW refers to all staff not included in 'Custodial Corrections'
 QLD Figures include Correctional Services Investigation Unit (Queensland police officers, attached but not part of Corrections)

Figure 7
Staffing Overtime as a Percentage of Total Salaries 1991-92

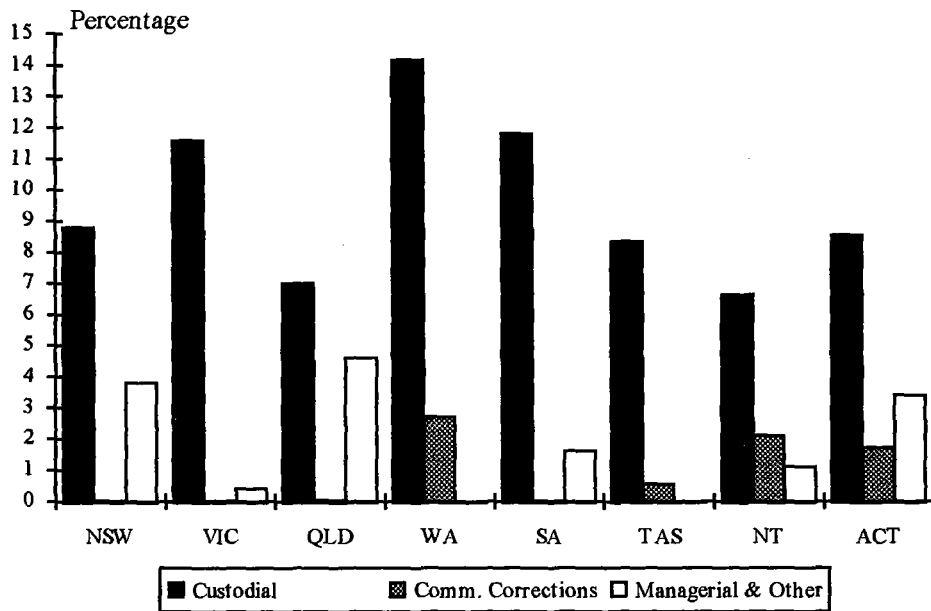


Table 18
Staffing: Industrial Relations Summary
Custodial Corrections
1991-92

	No. of Strikes	Staff Hrs. Lost	No. of Stopwork Meetings	Average Length of Meetings
New South Wales	9	5360.2 ^(a)	2	not avail.
Victoria	0	0	3	30 min.
Queensland	1	13904 ^(b)	n/a	30 min.
Western Australia	0	0	0	0
South Australia	0	0	6	1 hr.
Tasmania	1	1070	2	1 hr.
Northern Territory	0	0	0	0
Australian Capital Territory	0	0	0	0
New Zealand	0	0	n/a	n/a

Notes:

NSW (a) Staff hours lost includes hours lost due to stopwork meetings. Data provided is for New South Wales Corrective Services only.

QLD (b) Formula is: Number of shifts (number of employees) multiplied by total number days, multiplied by 8 hours

NZ *No. of Stopwork Meetings* - for Community Corrections staff only. Not known for custodial staff.

Average length of meetings - for Community Corrections staff only.

... 7 ...

COSTS

The measures originally envisaged under this heading are:

- 7 (a) Unit costs of keeping a prisoner/client per day, together with a statement for each jurisdiction on what is included.
- 7 (b) *Repairs and Maintenance* - a policy statement from each jurisdiction on what is paid for, and category of costs.
- 7 (c) *Capital Costs Per Cell* - a policy statement from each jurisdiction on what is paid for, and category of costs.

Measure 7 (a) is included in Table 19 (see also Figure 8). Inclusion of 7 (b) and 7 (c) has been deferred for further consideration.

At the Brisbane meeting (September 1992), it was agreed by committee members that only recurrent costs, not the costs of capital works, would be counted, and that only the following categories, where applicable, be included in determining the costs for prisoners and community based corrections clients:

Salaries and Payments in the Nature of Salary

- Salaries, wages and allowances
- Payment of long service leave
- Payment of recreation leave
- Redundancy payments
- Overtime
- Workers compensation
- Fringe benefits tax
- Payroll tax
- Employers contribution to superannuation

Maintenance and Working Expenses

Grants and Subsidies

Religious attendance on inmates
Prisoners after-care

Other Services

Gratuities, indulgences domestic wages and payroll tax for inmates in
correctional institutions
Aboriginal ex-prisoner release program council constituted under the *Prison
Act.*
Prison industries - expenses of consultant
Official visitors
Serious Offenders Review Board
Offender Review Board
National Campaign Against Drugs
Settlement of claims for damages

Consolidated Funds Recurrent Receipts

Collections from prison industries
Industries sales
Purchase of manufacturing, stores, plant etc.
Other revenue

Expenditure Incurred by Other Departments on Behalf of Corrective Services

Eg. Health Commission

total cost ÷ by no. of prisoners ÷ 365

total cost ÷ by Aust. adult population COSTS 49

Table 19
Recurrent Costs: 1991-92

	Cost Per Prisoner (Per Day) A\$	Cost Per Community Based Offender (Per Day) A\$	Annual Per Capita Prison Costs A\$	Annual Per Capita Community Corrections Costs A\$	Annual Per Capita Total Corrections Costs A\$
New South Wales	106.34	4.10	39.85	4.53	44.38
Victoria	152.00	6.50	28.37	4.03	32.40
Queensland	122.18	2.90	31.90	4.88	36.78
Western Australia	145.64	5.04	60.47	6.19	66.66
South Australia	143.92	4.27	41.91	5.89	47.81
Tasmania	108.60	3.16	22.42	4.71	27.12
Northern Territory	110.76	5.50	109.20	21.28	130.47
Australian Capital Territory	377.24 ^(b)	6.75	9.52 ^(b)	4.29	13.81 ^(b)
Australia ^(a)	124.76	4.28	37.36	4.90	42.26
	NZ\$	NZ\$	NZ\$	NZ\$	NZ\$
New Zealand	95.52	4.16	43.20	10.32	53.52

Notes

(a) Weighted average

(b) Remand prisoners only - all ACT sentenced prisoners are housed in NSW prisons.

The following items are not included in the costing for Tasmania: fringe benefits tax; employer contributions to superannuation; expenditure incurred by the Health Department for treatment of prisoners in public hospitals.

At the Brisbane meeting (September 1992), it was agreed by committee members that only the following categories, where applicable, be included in determining the costs for prisoners and community based corrections clients:

Salaries and Payments in the Nature of Salary

- Salaries, wages and allowances
- Payment of long service leave
- Payment of recreation leave
- Redundancy payments
- Overtime
- Workers compensation
- Fringe benefits tax
- Payroll tax
- Employers contribution to superannuation

Maintenance and Working Expenses

Grants and Subsidies

- Religious attendance on inmates
- Prisoners after-care

Other Services

- Gratuities, indulgences, domestic wages and payroll tax for inmates in correctional institutions
- Aboriginal ex-prisoner release program council constituted under the Prison Act.
- Prison industries - expenses of consultant
- Official visitors
- Serious Offenders Review Board
- Offender Review Board
- National Campaign Against Drugs
- Settlement of claims for damages

Consolidated Funds Recurrent Receipts

- Collections from prison industries
- Industries sales
- Purchase of manufacturing, stores, plant etc.
- Other revenue

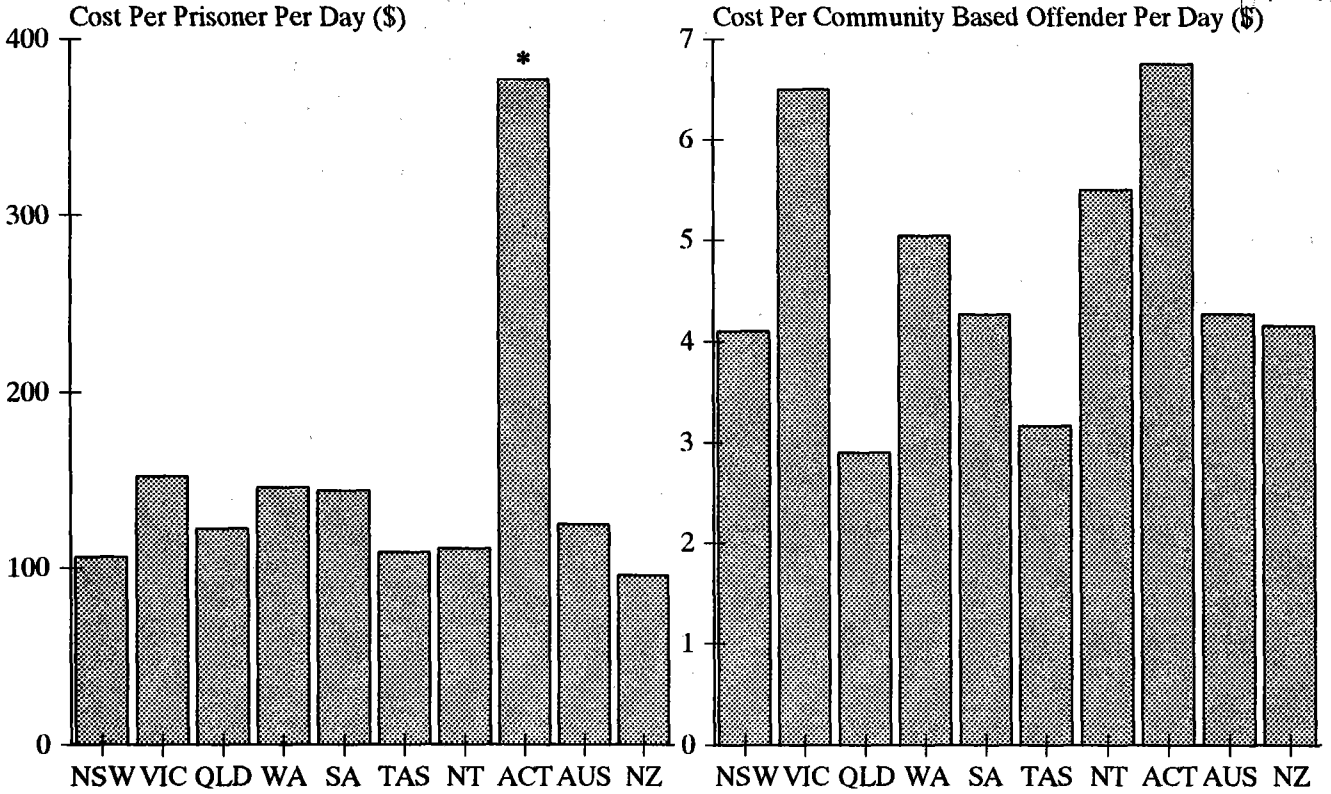
Expenditure Incurred by Other Departments on Behalf of Corrective Services

Eg. Health Commission

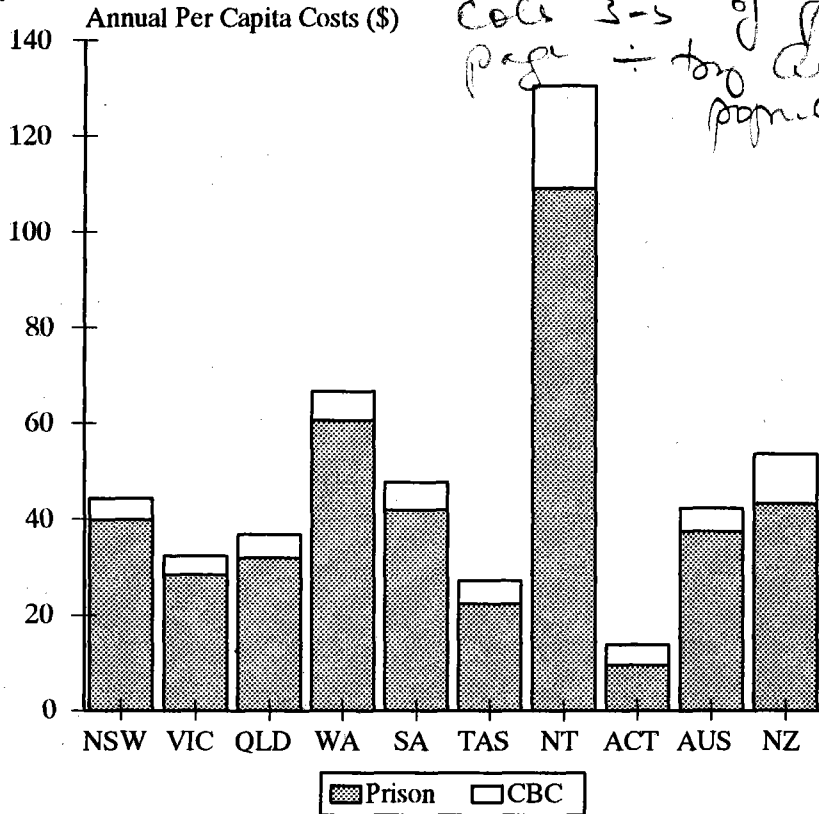
New Zealand - Costings New Zealand dollars Cost per Prisoner (Per Day) this figure is for remand and sentenced prisoners, and is based on personnel and operating expenditure for the 1991-92 financial year. This figure is \$143.59 per day if depreciation and the capital charge are included.

Figure 8
Recurrent Costs: 1991-92

cols 1-2 of previous page ÷ by 1000's



*ACT - Remand prisoners only. Sentenced prisoners are housed in NSW prisons



cols 3-5 of previous page ÷ by Aust. adult population

■ Prison □ CBC

EFFECTIVENESS/RECIDIVISM/DIVERSION

It is often forgotten, particularly in the heat of media attention to incidents of re-offending by recently released prisoners, that very many people sent to prison successfully serve their prison term and are able to be released back into the community, with some degree of confidence in their subsequent good behaviour. Measures of effectiveness are essential tools of management, but particularly difficult to define and compile in the area of corrective services, because often the essential information (eg about post-release behaviour and re-offending) is not readily available to the corrective services agencies unless the offender is returned to prison. As criminal justice information systems are improved, it may eventually be possible to extend the range of effectiveness measures used.

The measures currently envisaged under this heading are:

- 8 (a) Successful completion of orders as percentage of total number of orders discharged for: probation; parole; community service orders; home detention (if relevant); fine default.
- 8 (b) *Rate of Return to Prison* - (within x years) - to be deferred for possible consideration in year two.
- 8 (c) A policy statement to be provided from each jurisdiction on the following items:
 - (i) *Sentence Management* - early release programs; mean rates of remission. parole;
 - (ii) *Community Relations* - involvement of community in prison/community based corrections program: the purpose being to identify those community based corrections programs which have an emphasis on community involvement, and to identify community support agencies involved.

Measures 8 (a) and 8 (c) (i) are included in Tables 20 - 23 (see also Figure 9). Inclusion of 8 (b) and 8 (c) (ii) has been deferred for further consideration.

Table 20
Effectiveness: Successful Completion of Orders by Jurisdiction
and Program Type 1991-92

	Supervision Order			Reparation			Fine Option		
Jurisdiction	No. Successfully Completed	Total Discharged	% Successfully Completed	No. Successfully Completed	Total Discharged	% Successfully Completed	No. Successfully Completed	Total Discharged	% Successfully Completed
New South Wales	8446	9446	89.4	7326	8015	91.4	8458	11572	73.1
Victoria	752	887	84.8	3097	3859	80.3	2147	2192	97.9
Queensland	3401	4262	79.8	3743	4141	90.4	4467	5164	86.5
Western Australia	1780	2443	72.9	1714	2159	79.4	9769	12321	79.3
South Australia	1319	1404	93.9	2517	2637	95.4	3748	4946	75.8
Tasmania	2062	2108	97.8	1156	1230	94.0	No Order	No Order	No Order
Northern Territory	437	556	78.6	176	248	71.0	2275	2893	78.6
Australian Capital Territory	226	266	85.0	246	263	93.5	No Order	No Order	No Order
Australia	18423	21372	86.2	19975	22552	88.6	30864	39088	78.9
	Other Supervision Orders (Includes home detention, release to work and interstate supervision)			Post Prison Order			Total No. Under Supervision		
Jurisdiction	No. Successfully Completed	Total Discharged	% Successfully Completed	No. Successfully Completed	Total Discharged	% Successfully Completed	No. Successfully Completed	Total Discharged	% Successfully Completed
New South Wales	711	734	96.9	1301	1625	80.1	26242	31392	83.6
Victoria	61	73	83.6	1150	1458	78.9	7207	8469	85.1
Queensland	378	460	82.2	Included in Supervision Order			11989	14027	85.5
Western Australia	66	159	41.5	878	1079	81.4	14207	18161	78.2
South Australia	380	458	83.0	405	557	72.7	8369	10002	83.7
Tasmania	No Order	No Order	No Order	86	95	90.5	3304	3433	96.2
Northern Territory	143	159	89.9	53	71	74.6	3084	3927	78.4
Australian Capital Territory	No Order	No Order	No Order	Included in Supervision Order			472	529	89.2
Australia	1739	2043	85.1	3873	4885	79.3	74874	89940	83.2

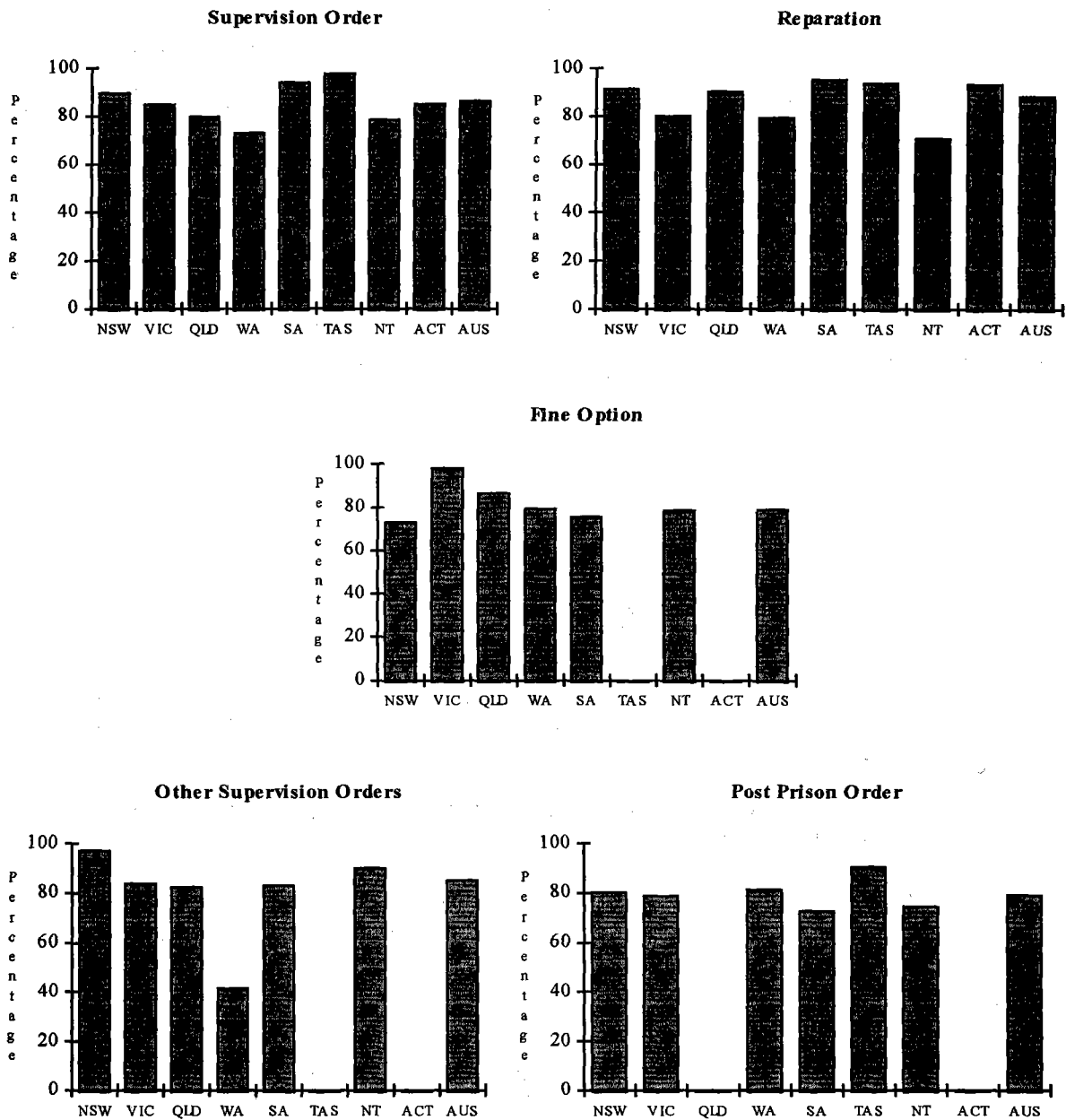
Notes:

Breach Definitions: Breached orders were only counted where the order had been returned to court and cancelled.

Definitions of Orders: Identical counting rules used as per those developed for the AIC 'Australian Community Based Corrections Data'.

New Zealand - Information not available

Figure 9
Effectiveness: Successful Completion of Orders by Jurisdiction
and Program Type 1991-92
(% Successfully Completed)



Notes:

Fine Option - Tasmania and Australian Capital Territory = no order.

Other Supervision Orders - Tasmania and Australian Capital Territory = no order.

Post Prison Order - Queensland and Australian Capital Territory included in supervision order.

Early Release Program

The principal forms of Early Release Programs are Work Release, Leave of Absence (for compassionate rehabilitative or reintegrative purposes), and Home Detention (as a form of graduated release. Their availability varies substantially between jurisdictions (see Table 21 and subsequent paragraphs).

Table 21
Early Release Programs, 1991-92

	NSW	VIC	QLD	WA	SA	TAS	NT	ACT	NZ
Work Release	Yes	No	Yes	Yes	Yes	No	No	No	Yes
Leave of Absence	Yes	Yes	Yes	Yes	Yes	Yes	Yes	No	Yes
Home Detention	No	No	Yes	Yes	Yes	No	No	No	No
Other Pre-Release Schemes	No	Yes	Yes	Yes	Yes	No	No	No	No

Work Release

New South Wales

The Work Release Program contains three discrete segments:

- Assessment
- Work Release without weekend leave
- Work Release with weekend leave.
- The assessment segment is usually undertaken for 12 weeks. The goal of the segment is to gradually introduce the prisoner to the outside community.
- Prisoners must contribute out of their earnings their board, lodging, travel expenses and support to their family.
- Prisoners if serving more than 3 years, must be within 2 years of release and have a low security rating. Prisoners serving less than 3 years may also be considered.

Queensland

- Leave of absence to engage in employment is granted by the Commission with approval of a Community Corrections Board for a period of more than 7 days where the offender is required to live in a prescribed place (usually a Community Corrections Centre).

- Prior to being granted leave of absence to engage in employment, prisoners may also be approved to live at a Community Corrections Centre for the purpose of obtaining work skills involving two or three days per week employment with, for example, a community organisation for which they receive modest remuneration.
- Prisoners on release to work and work skills training may be required to contribute to the cost of their upkeep, to perform community service work and to attend prescribed programs.

Western Australia

- Program designed for prisoners to serve part of their remaining sentence on work release and be supervised while living at home.
- Releasees must do 14 hours a week work and development.
- Prisoners must have served a minimum of 12 months imprisonment and be within 6 months of release. Security rating must be minimum.
- 35 prisoners were on work release on 30 June 1992.
- The offender is required, where possible, to obtain paid employment.
- To be eligible, the prisoner must be within 12 months of release and be assessed in terms of risk.
- 75 prisoners were on work release on 30 June 1992.

South Australia

The purpose of the work release program is

- to provide prisoners in the last three months of their sentence with an opportunity to practise or gain skills that will assist them in gaining employment on release and aid in reintegration and resocialisation with the community;
- to complement the educational and training programs already available in institutions;
- to prepare the prisoner for a gradual return to life in society in accordance with the Australian Minimum Standard Guidelines for Prisoners.

Prisoners must be in the last 12 months of their sentence; be eligible for Unaccompanied Leave of Absence; have a low security rating; have evidence of previous successful escorted or accompanied temporary leaves from an institution; have a non-parole period of at least 18 months; must not be awaiting deportation; must be able to demonstrate that work experience or work release would further the objectives of educational and training programs they have already commenced within the institution and/or improve their prospects of gaining employment on release from prison and/or would contribute to or further develop skills related to employment; and have a specified venue to attend.

- Two prisoners were on work release on 30 June 1992.

Australian Capital Territory

Sentence Management - ACT has little input to sentence management while ACT prisoners serve their sentence in NSW prisons. The ACT, however, is moving towards the establishment of a release program which will enable eligible ACT prisoners to serve a final portion of their sentence in the ACT. During that final period prisoners would receive pre-release preparation to enhance their prospect of reintegration into the community.

Community Corrections - ACT Corrective Services believes that corrections is a community issue not simply a correctional one and is therefore working towards a greater involvement of the community in both custodial and community corrections. Some agencies involved are: ACTIV League (HIV/AIDS Education), AA (Alcohol Counselling), Skillshare (Skills Training), GROW (Psychiatric support), Ainslie Village (Accommodation).

New Zealand

The General Manager of any penal institution can direct certain prisoners to be released during the day to engage in employment. Participating prisoners must have a minimum security classification, be serving a sentence of two or more years and can only go on work parole in the four months prior to their earliest possible release date. General Managers can apply to the Secretary for Justice for the release to work of prisoners outside these criteria. Prisoners released to work must contribute from their earnings to the cost of their detention, and towards the maintenance of any dependants. The General Manager may allow the prisoner up to 20 per cent of their net weekly wage to pay for expenses incidental to their employment. On 26 June 1992, 5 prisoners were on work release.

Leave of Absence

New South Wales

The program provides for prisoners to be granted sponsored leave within the last three weeks of their sentence where personal attendance prior to release is essential in connection with their accommodation, business affairs, future employment or post release ambitions.

Leave may be granted during the three weeks immediately prior to the expiration of the non-parole period, provided all indications support the prisoners release.

Victoria

The Custodial Community Permit Program provides custodial release for:

- health, justice, education, physical fitness and work requirements;
- compassionate needs of prisoners and their families; and
- the rehabilitative and reintegrative needs of prisoners. The duration of the permit varies according to the purpose. The maximum length is 72 hours.

Eligibility for the program is dependent upon the purpose and the prisoner may be escorted by prison officers. Eligibility for the program for rehabilitative and reintegrative needs requires that the prisoner has a low security classification, is serving a minimum sentence of 3 years or more and is in the final 1/3 of their sentence.

The program is overseen by a Ministerial Community Advisory Committee.

Queensland

Leave of absence is viewed as an important pre-release strategy to assist prisoners in reintegrating into society. Up to seven days leave of absence may be granted by the General Manager of a Correctional Centre for social or resettlement purposes. A leave of absence program for a prisoner is incorporated in his/her case management plan and usually starts with short periods (hours) then progresses to longer periods as the time to release comes closer. Prisoners on leave of absence are required to abide by conditions such as residing at a prescribed place, refraining from the consumption of alcohol etc. Random surveillance of prisoners on leave of absence and monitoring of their movements is carried out on a regular basis.

- To be eligible for leave of absence a prisoner must:
- be assessed as presenting a low risk to the community
 - be classified as low security
 - have completed 50 per cent of his/her non-parole period

In some circumstances, such as the funeral of a close relative, prisoners who do not meet the above eligibility criteria may be granted leave of absence under the escort of a Custodial Correctional Officer.

Western Australia

The Home Leave Program is designed to facilitate the re-establishment of family and community ties prior to a prisoner's release. Subject to satisfactory performance, prisoners may progress from:

- one 12-hour leave per week; to
- two 12-hour periods per week; to
- one continuous 36-hour period.

To be eligible, prisoners must have served not less than 12 months in custody, be rated low security and be within 12 months of release from prison.

56 prisoners were released on this program for the year 1991-92.

South Australia

Section 27(1) of the *Correctional Services Act* states that the Permanent Head may, by written order, grant to a prisoner leave to be absent from the place in which he is detained for educational/training courses; recreation/entertainment/community service; compassionate purposes; criminal investigation; medical/psychiatric examination/assessment/treatment; or for such other purpose

as the Permanent Head thinks fit. Such leave may include unaccompanied day leave and/or unaccompanied overnight leave.

Prisoners must have a low security rating; have a non-parole period of at least 18 months; not facing charges either before a court or a Visiting Justice; have earned full remission in the three months preceding the application; the notoriety of the offence committed by the prisoner will be taken into account; prisoners who are serving life sentences who have either completed five years of their sentence, or have served 50 per cent of their non-parole period and have attained a low security rating; prisoners who meet all other criteria and who are completing sentences in Mt Gambier Gaol, Pt Lincoln Prison or Pt Augusta Gaol and have links with the local community; evidence of previous successful escorted or accompanied leave from an institution must be demonstrated before unaccompanied leave (day-leave) will be granted as part of a pre-release program and evidence of successful unaccompanied leave (day-leave) must be demonstrated before unaccompanied leave (overnight leave) will be granted; and prisoners should have successfully completed at least two previous escorted or accompanied leaves from an institution.

Tasmania

Leave permits may be granted on compassionate grounds, work interviews or discussions, attending education or other purpose deemed proper by the Director, with the Minister's approval.

The permit may specify that the inmate is subject to the supervision of a custodian. The leave permits are limited to 72 hours duration in total.

Over the past two years, leave permits have been used for such purposes as attending tertiary education, participating in community work projects, receiving medical treatment and spending weekends with families in the first stages of pre-release programs.

To be eligible prisoners must be vigorously assessed and not represent a danger to the public. Approval is provided by the Director.

24 prisoners participated in the scheme during 1991-92.

Northern Territory

Leave of Absence may be authorised by the Director, Correctional Services under terms and conditions as he or she thinks fit, including: education and training, compassionate reasons, health, recreation, participation in community projects.

Leave of Absence will not be given to attend the birth of children, family law reasons or interstate travel.

There are no eligibility criteria, but guidelines are issued and applications are assessed on a needs basis combined with security considerations. Prisoners are generally required to have completed 1/3 of their sentence.

Six prisoners were released on the program in 1991-92.

New Zealand

The General Manager of a prison can grant temporary paroles to assist reintegration. These types of parole are:

- Day parole to an approved sponsor.
- Three-day parole with an approved sponsor to participate in cultural or religious activities in the local area.
- Paroles on a daily basis to attend educational and training courses.
- For involvement in community projects.
- To play in sports teams or pursue outdoor education.
- To attend programs in the community.
- Day parole to attend local medical services where recommended by medical or nursing staff.

Prisoners classified as minimum security and who are sentenced to less than two years for a non-violent offence, must serve at least six months of their sentence before they can apply for the above paroles. Prisoners with convictions for violence may only apply within 12 months of their remission date. The Secretary of Justice may grant other prisoners a compassionate leave or parole under the escort of prison officers.

Home leave may be granted to certain prisoners in order to maintain home contacts. Home leave is limited to a maximum of three days and is only granted if a prisoner's partner, sponsor or family supports the application.

Home Detention*Queensland*

Home detention is a post-prison order. It is not available as a front-end sentencing option. Like leave of absence and release to work programs, home detention is viewed as an important component of the philosophy of graduated release.

A prisoner released to home detention is required to live at home or at a prescribed place and abide by specific conditions such as refraining from the consumption of alcohol. Prisoners are encouraged to engage in paid employment.

Home detention orders are administered by Community Corrections Officers who carry out regular and frequent checks on home detainees by way of visits and telephone calls.

To be granted home detention a prisoner must be within four months of release (parole, remission or full-time) and be approved by a Community Corrections Board.

On 30 June 1992, there were 117 prisoners serving home detention.

Western Australia

The program is available as an early release program or as a condition of bail. Surveillance includes spot checking and random pre-recorded telephone calls. Offenders are required to connect an electronic bracelet to a receiver to acknowledge calls.

To be eligible, the prisoner must have a balance of 12 months of remaining sentence and have served one month or one-third of their sentence, whichever is greater. Prisoners must not be eligible for parole and must be willing to undertake unpaid community work.

150 prisoners were released on this program for the year 1991-92.

South Australia

Home Detention is a correctional alternative that permits the release of selected prisoners at the discretion of the Chief Executive Officer into approved residences in the community where they are subject to intense supervision, special conditions and curfew. Home Detention is also an option available to a bail authority as an alternative to detention in a prison for unconvicted persons.

Prisoners serving a sentence(s) for a period of less than 12 months are not restricted by a qualifying period. Prisoners must be within six months of anticipated release from prison; have no outstanding matters such as extradition, deportation, or matters pending in an outside court or a Visiting Tribunal; have low security rating; able to nominate an approved residence to which a telephone is connected; must have signed permission for third parties to be informed of Communicable Disease status if applicable; where a non-parole period has been fixed, the prisoner has served at least one-third of that non-parole period; and must not be imprisoned for non payment of a pecuniary sum or contempt of court. Prisoners serving a sentence(s) for a period of 12 months or longer without a fixed non-parole period are not eligible for release on Home Detention. "Residence" includes, if the prisoner is an Aborigine who resides on tribal lands or an Aboriginal reserve, such area of land as the Chief Executive Officer may specify in the order of release.

296 prisoners were released onto Home Detention and in addition 5 persons were placed on bail with a condition of Home Detention for the year 1991-92.

Other Pre-Release Programs*New South Wales*

The Pre-Release Program provides for prisoners to be granted sponsored leave within the last three weeks of their sentence where personal attendance prior to release is essential in connection with their accommodation, business affairs, future employment or post release ambitions.

Leave may be granted during the three weeks immediately prior to the expiration of the non-parole period, provided all indications support the prisoners release.

Victoria

Prisoners sentenced prior to 22 April 1992 who have aggregate sentences of three years or more may be eligible for the pre-release program. The program allows prisoners to be released for up to six months immediately prior to the expiration of their sentence, subject to intensive parole supervision to re-integrate into the community.

The court at sentencing could veto a prisoner's participation in the program.

Queensland

The Work Outreach Camps (WORC) scheme is the largest pre-release scheme operating in Queensland. WORC employs some 200 prisoners on community projects at ten mobile camps throughout western Queensland. In the past two years the estimated value of community work (reparation) performed exceeds five million dollars.

As a pre-release program WORC aims to provide selected offenders with the opportunity to engage in meaningful employment through which they can gain work skills, develop a work ethic, experience rural life, develop team spirit and to generally prepare them for successful reintegration into society.

WORC candidates are screened carefully by the Commission and the local Queensland Police Service senior officer. Offenders with a history of sexual offences or violence are not usually permitted to join the scheme.

South Australia

Under Section 38(2) of the *Correctional Services Act*, the Permanent Head may, by instrument in writing, authorise the release of a prisoner from prison on any day during the period of 30 days preceding the day on which he is due to be released from prison pursuant to any other provision of this Act.

Usually, the basis of the exercise of this power for such prisoners will be confined to the administrative convenience of the Department, for example, to relieve overcrowding. On occasions, however, early releases may be granted for exceptional reasons. This would include some serious emergency concerning a prisoner or a member of a prisoner's immediate family, concerning which the granting of temporary leave of absence pursuant to Section 27 of the Act is deemed inappropriate.

Overcrowding is deemed to exist if the institution to which the prisoner has been admitted has no authorised beds free. In this case, early release may be granted to prisoners in that institution who have served the greatest percentage of their non-parole period (if a non-parole period has been set) or the greatest percentage of their head sentence (if no non-parole period has been set).

Approximately 4,800 prisoners were released on this program for the year 1991-92, that is, all prisoners discharged from prison except federal offenders, remandees, those awaiting deportation and those imprisoned for breach of parole and breach of community service.

Table 22
Remissions, 1991-92

Jurisdiction	Current Remissions					Date Remissions Abolished	Are Remissions Currently Under Review
	Remission Available	Rate	Strike Remissions Available	Rate	Special Remissions Available		
New South Wales	X	n/app	X	n/app	X	25-Sep-89	X
Victoria	X	n/app	(Part of special remission- Emergency Management Days)	Up to 4 days for one day	Up to 14 days for circumstances of unforeseen nature	22-Apr-92	X
Queensland	✓ (a)	1/3 sentence for sentence greater than 2 months	X	n/app	Christmas Day "overtask marks"	n/app	✓
Western Australia	✓ (a)	1/3 sentence	X	n/app	10 days early discharge	n/app	X
South Australia	✓ (a) (b)	1/3 sentence for sentences greater than 12 months	✓	Generally 4 days for one day	X	n/app	X
Tasmania	✓ (a)	1/3 sentence for sentences greater than 3 months	(Part of Special Remission)	Day for Day	14 days special remission	n/app	X
Northern Territory	✓ (a)	1/3 sentence	X	n/app	In accordance with Act	n/app	✓
Australian Capital Territory	X	n/app	X	n/app	X	25-Sep-89	X
Federal	(a)	Same as State Law	✓	Same as State Law	X	17-Jul-90 Minimum sentence remissions abolished	X
New Zealand	✓	1/2 to 2/3 of sentence depending on length of sentence and offence	X	X	n/a	n/a	✓

Notes:
n/a = Not available
n/app = Not applicable
✓ = Yes
x = No

(a) Taken off the head sentence or aggregate sentence. In Queensland special conditions apply to cumulative sentences.
(b) Taken off the minimum sentence or non-parole period. Granting of remission in Queensland is discretionary.

Table 23 - Parole, 1991-92

	Board May Set Conditions & Revoke Parole	Prisoners Must Apply for Parole	Prisoner May Attend Parole Hearing	Prisoners May Seek Legal Representation	Court Sets Parole Term	Minimum Sentence for Parole	Court May Explicitly Veto Parole	Parole Eligibility	Board May Refuse Parole	Board Must Consider Specified Information	Mean Length of Parole (Days)	No. of Prisoners Released on Parole
New South Wales	✓	X	✓	✓	✓	6 months	n/app	Completion of minimum term	✓	✓	n/app	1767
Victoria	✓	X	X	X	✓	X	n/app	Completion of minimum term	✓	X	430	1018
Queensland	✓	✓	✓	✓	X	X	X	Completion of 1/2 of sentence	✓	✓	n/app	1123
Western Australia	✓	X	X	X	X	12 months effective sentence	✓	Formula majority 1/3 sentence	✓	Only in respect of life sentences	n/app	843
South Australia	✓	X	Only if sentenced to life imprisonment	✓	✓	12 months effective sentence	✓	Completion of minimum term	X	✓	786	599
Tasmania	✓	✓	✓	X	✓	Anytime, but normally 6 months or 1/2 of sentence whichever the greater	✓	Anytime but normally 6 months or 1/2 of sentence whichever the greater	✓	X	305	49(a)
Northern Territory	✓	X	X	X	✓	Non Parole Period set by Court	✓	Date set by Court	✓	✓	n/app	93
Australian Capital Territory	✓	X	Only at second hearing	✓	✓	12 months aggregate	X	Date set by Court	✓	X	n/app	n/app
Federal	✓	X	X	X	✓	3 years	✓	Date fixed by court for sentences 10 years or more.		X	n/app	n/app
New Zealand	Conditions only	✓	✓	n/app	✓	12 Months	n/app	1/2 sentence, ten years for life or preventative detention	✓	✓	n/app	942

Notes:

n/app = Not applicable; ✓ = Yes; x = No

(a) Includes 8 life sentence prisoners not included in calculation of mean length of parole.

Victoria - 'Prisoner may not attend a Parole Hearing' refers to the Hearing where the Adult Parole Board decides the prisoner's case. Members of the Adult Parole Board attend prisons and interview prisoners.

'Court sets Parole Term' refers to the structure of the sentence rather than the length of parole actually served. By not setting a parole term, the court implicitly vetos parole.

Queensland: A barrister or solicitor may not appear on behalf of a prisoner. Western Australia: The Court sets the length of a sentence and legislation determines the parole term. The Board must consider specified information only in relation to those serving life or strict security life imprisonment. Australian Capital Territory: ACT Courts can veto parole by not specifying a non parole period.

Federal: There is no federal parole board. The Attorney-General is the releasing/revoking authority. Decisions re parole revoking/refusal are subject to review under the Administrative Decisions (Judicial Review) Act 1977.

LOCATIONS

The measures envisaged under this heading are:

- 9 (a) The useable accommodation available to house prisoners, by sex:
 - single cells
 - shared cells
 - dormitories
- 9 (b) The highest occupancy rates, measured by dividing the highest daily number of prisoners in each jurisdiction in a three month period over the total useable accommodation.
- 9 (c) A map showing the locations of prisons and community corrections centres in each jurisdiction.

9 (a) and (b) are presented in Tables 24 and 25 and Figure 10.

Useable Prison Accommodation

Basically, the useable accommodation in a prison is that which is available to house prisoners. With this measure, a single cell remains a single (useable) cell, even though in practice it may contain two prisoners (through doubling-up). Discipline, segregation and observation cells are not counted as part of useable accommodation, while hospital beds are counted. This is because when prisoners are removed to discipline, segregation or observation cells they generally leave their belongings in their cell; their cell is therefore not available for another prisoner. On the other hand, when a prisoner is moved to a hospital bed, except for short periods, the prisoner's belongings are moved from his cell, thus freeing it for re-occupation. The definitions of the accommodation types in those Tables are as follows:

A single cell is a cell or room designed for occupancy by a single person.

A shared cell is a cell or room designed for occupancy by two, three or four people.

A dormitory is a room designed for occupancy of more than four people.

Table 24
Usable Prison Accommodation in Australia
March 1992

	Type of Accommodation								
	Males				Females				Total Persons
	Single Cells	Shared Cells	Dormitories	Total Males	Single Cells	Shared Cells	Dormitories	Total Females	
New South Wales	4528	758	66	5352	197	91	8	296	5648
Victoria	1405	855	61	2321	140	20	0	160	2481
Queensland	2118	14	74	2206	99	0	0	99	2305
Western Australia	1388	217	170	1775	96	32	6	134	1909
South Australia	910	0	72	982	61	0	0	61	1043
Tasmania	387	0	0	387	26	0	0	26	413
Northern Territory	186	58	151	395	10	0	0	10	405
Australian Capital Territory(a)	24	0	0	24	4	1	0	5	29
Australia	10946	1902	594	13442	633	144	14	791	14233
Percentage	81.43	14.15	4.42	100	80.03	18.20	1.77	100	100

Note:

Prison Hospital beds which can be made available to prisoners of either sex have been allocated pro-rata to males and females in these figures. Their numbers are proportionately small.

New Zealand - Information not available

(a) Australian Capital Territory do not have a prison for sentenced offenders. Figure relates to remand centre.

Occupancy Rates

In surveys of prison occupancy prior to 1989, the prison 'occupancy rate' for each jurisdiction was calculated by taking the highest daily number of prisoners in the three month period, and dividing it by the capacity of the respective prison system. (See Australian Prison Accommodation and Occupancy, January to March 1993.) This statistic did not reflect the quite different occupancy rates for male and female prisons. The rule adopted in the 1989 survey was to separately identify male and female prison accommodation and to count the highest muster figures for each prison, so that the maximum occupancy figures were based on the sum of the highest muster figures for all prisons in that jurisdiction. That meant that the occupancy rates provided overstated the situation. Tables of Occupancy Rates for individual institutions, as presented in the 1989 Report, were also regarded by the Committee as of dubious value and potentially misleading. By presenting the most overcrowded situations for each institution and disregarding the flexibility built into the prisons systems, the impression is given that system-wide overcrowding is much worse than it really is. These tables therefore continue the changed approach adopted in 1990, whereby the 'highest muster' figures for 1990 relate to the jurisdiction as a whole, not the sum of the institutions' highest figures.

Table 25
Highest Prison Occupancy by Sex and Jurisdiction
January - March 1992

	Males			Females		
	Usable Prison Accom.	Max. No. of Prisoners	Highest Occup. Rate	Usable Prison Accom.	Max. No. of Prisoners	Highest Occup. Rate
New South Wales	5352	5793	108.2	296	342	115.5
Victoria	2321	2177	93.8	160	114	71.3
Queensland	2206	2152	97.6	99	83	83.8
Western Australia	1775	1829	103	134	97	72.4
South Australia	982	1099	111.9	61	61	100
Tasmania	387	268	69.3	26	10	38.5
Northern Territory	395	464	117.5	10	9	90
Australian Capital Territory(a)	24	26	108.3	2	2	100
Australia	13442	13808	102.7	788	718	91.1

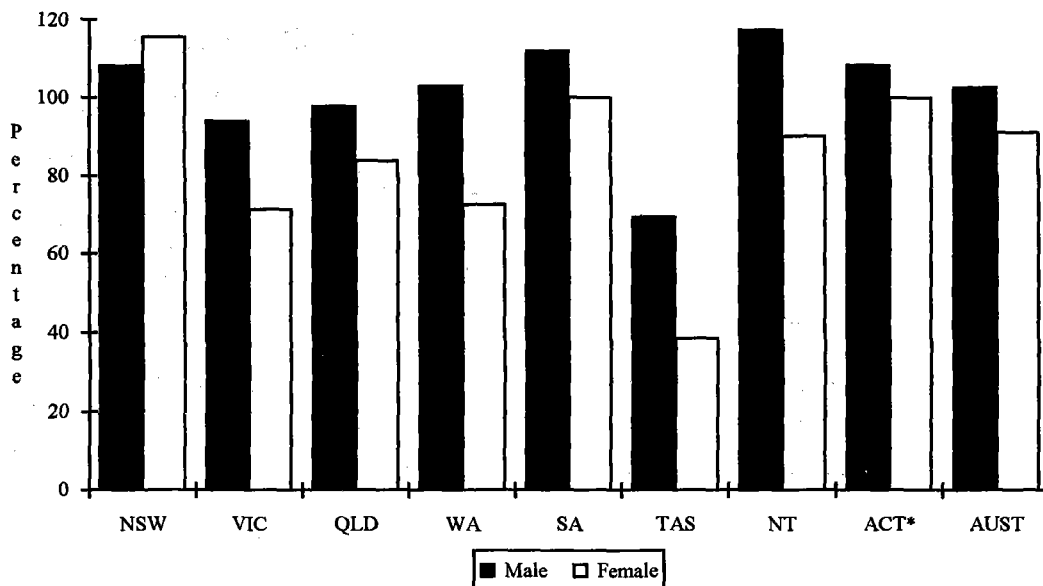
Note:

On some occasions small numbers of female prisoners will be based in prisons used to house male prisoners.

New Zealand - Information not available

(a) Australian Capital Territory do not have a prison for sentenced offenders. Figure relates to remand centre.

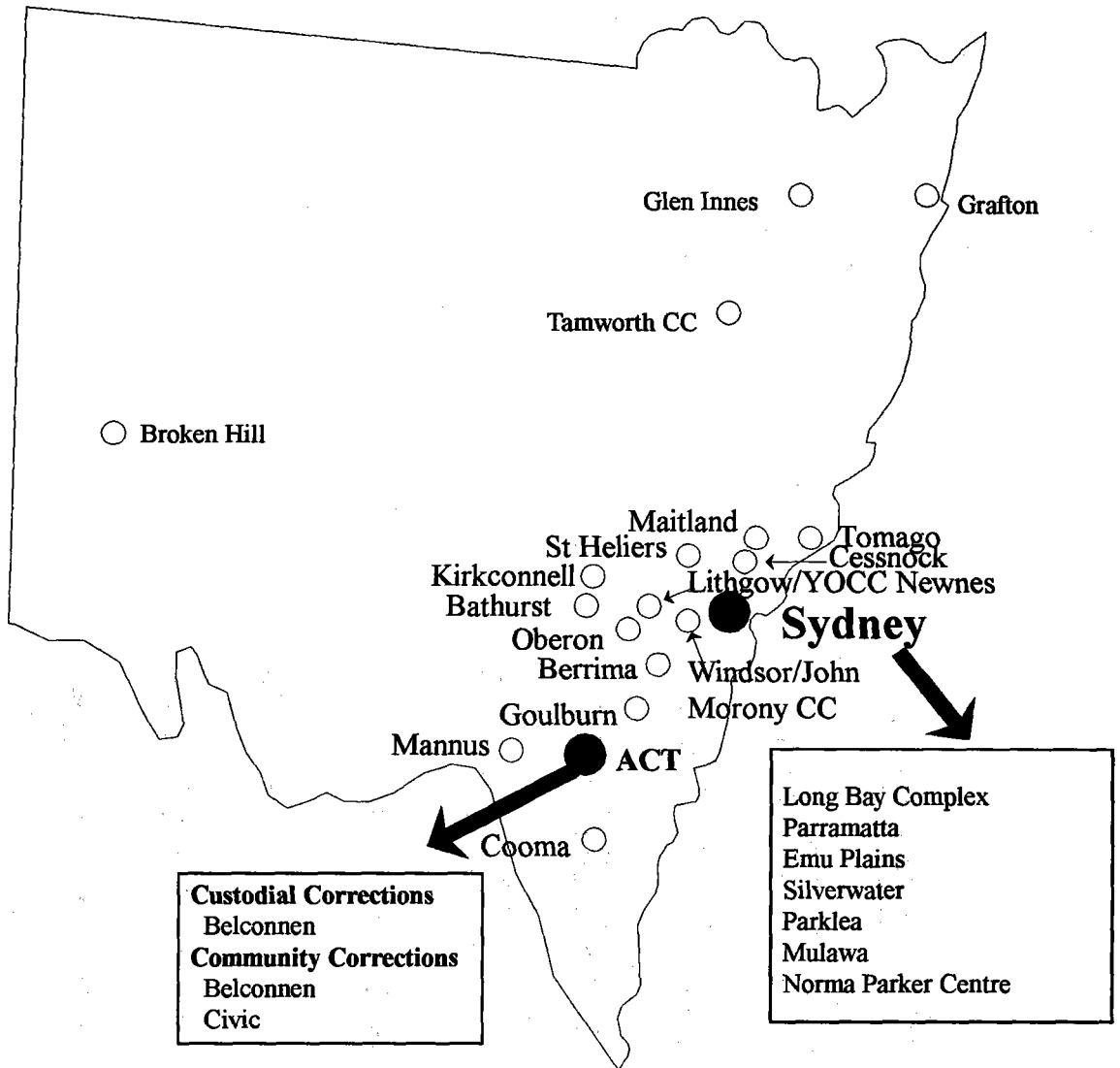
Figure 10
Prison Occupancy by Sex and Jurisdiction
January - March 1992



Australian Capital Territory do not have a prison for sentenced offenders. Figure relates to remand centre.

Appendix 1a

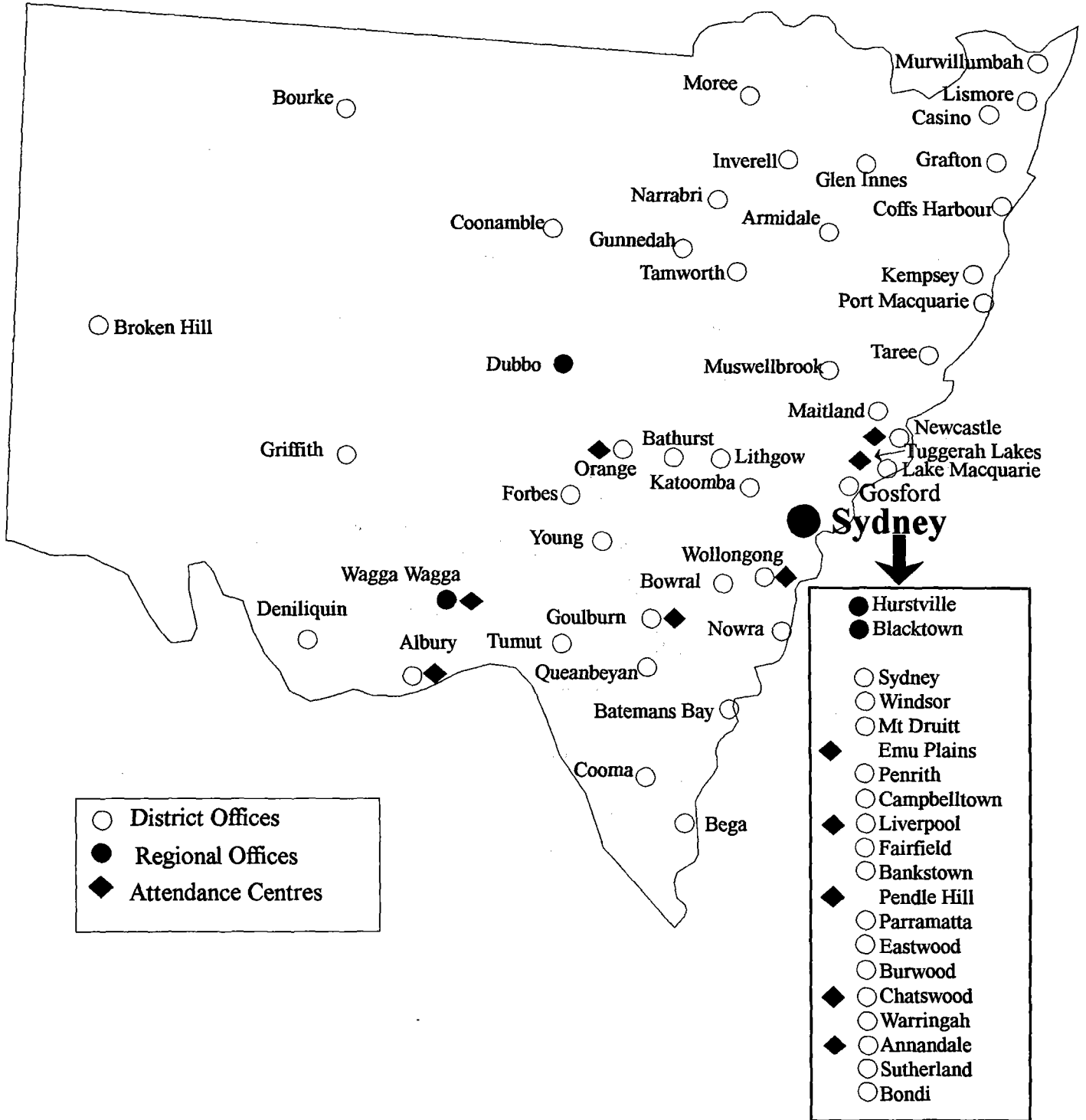
New South Wales & Australian Capital Territory Custodial Corrections



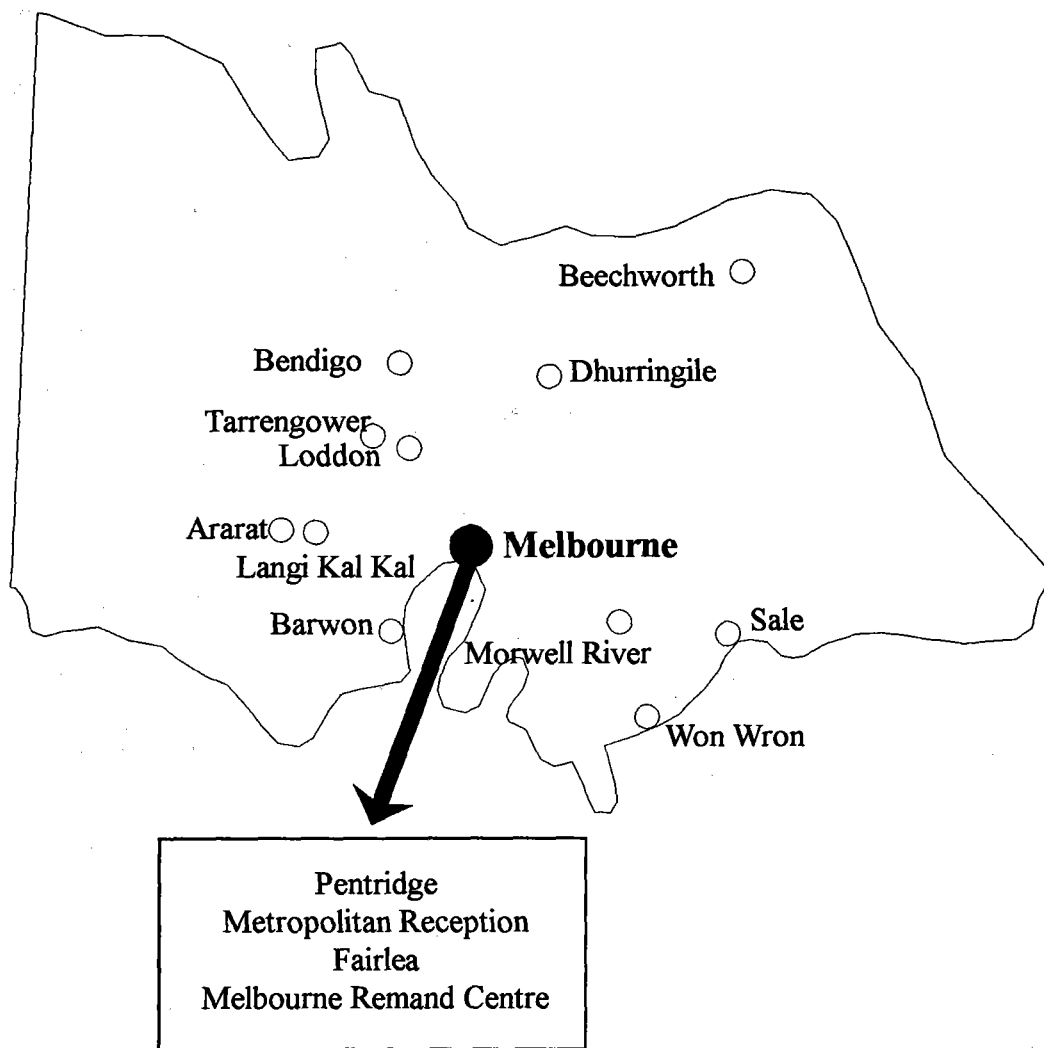
Appendix 1b

New South Wales

Probation Service & Community Justice Centres



Appendix 2a Victoria Custodial Corrections



Appendix 2b Victoria Community Corrections



Carlton	Prahran
Boronia	Box Hill
Heidelberg	Lilydale
Northcote	Coburg
Spotswood	Sunshine
Caulfield	Oakleigh
Dandenong	Frankston

Appendix 3a

Queensland

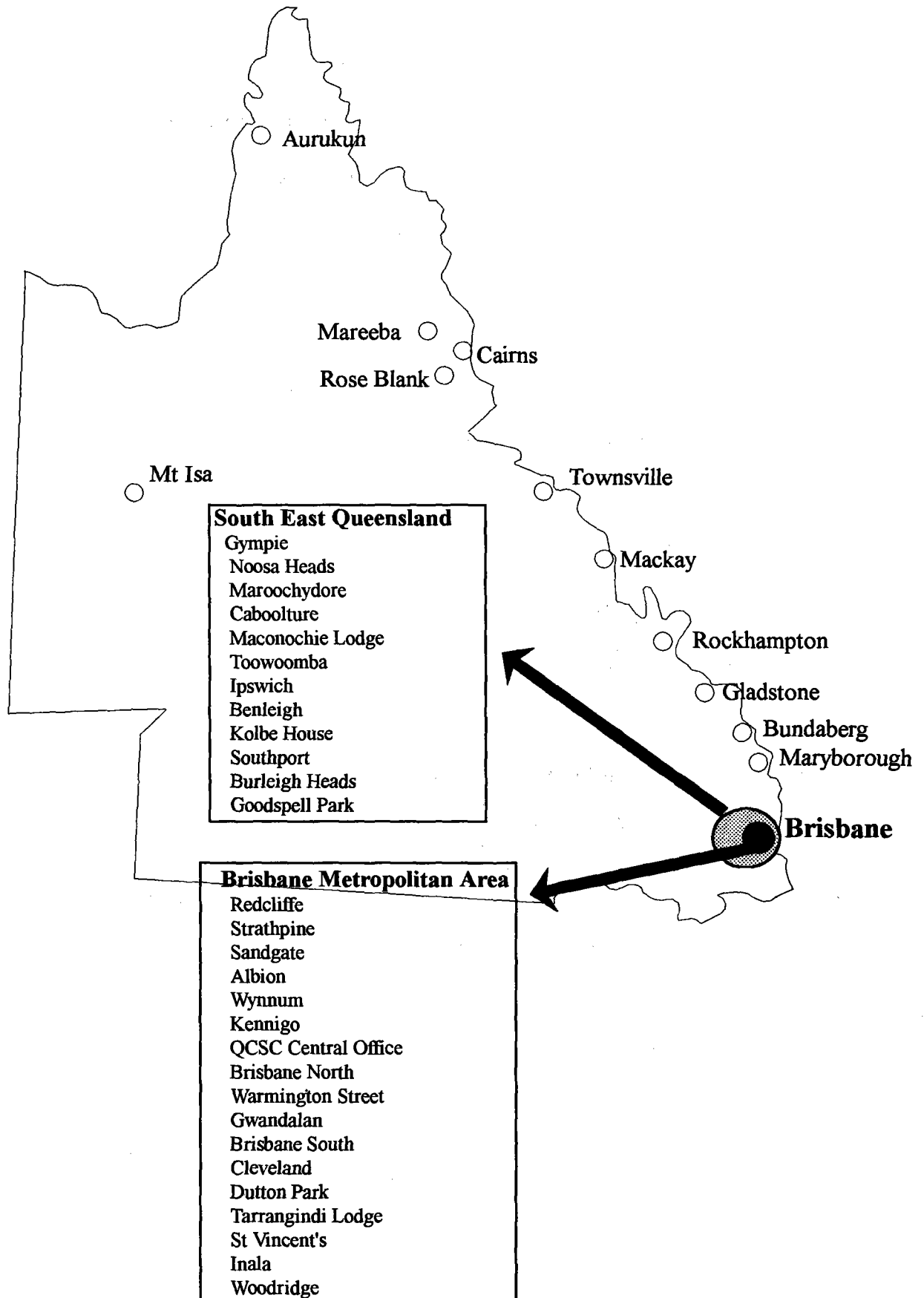
Custodial Corrections as at 1 March 1992



Appendix 3b

Queensland

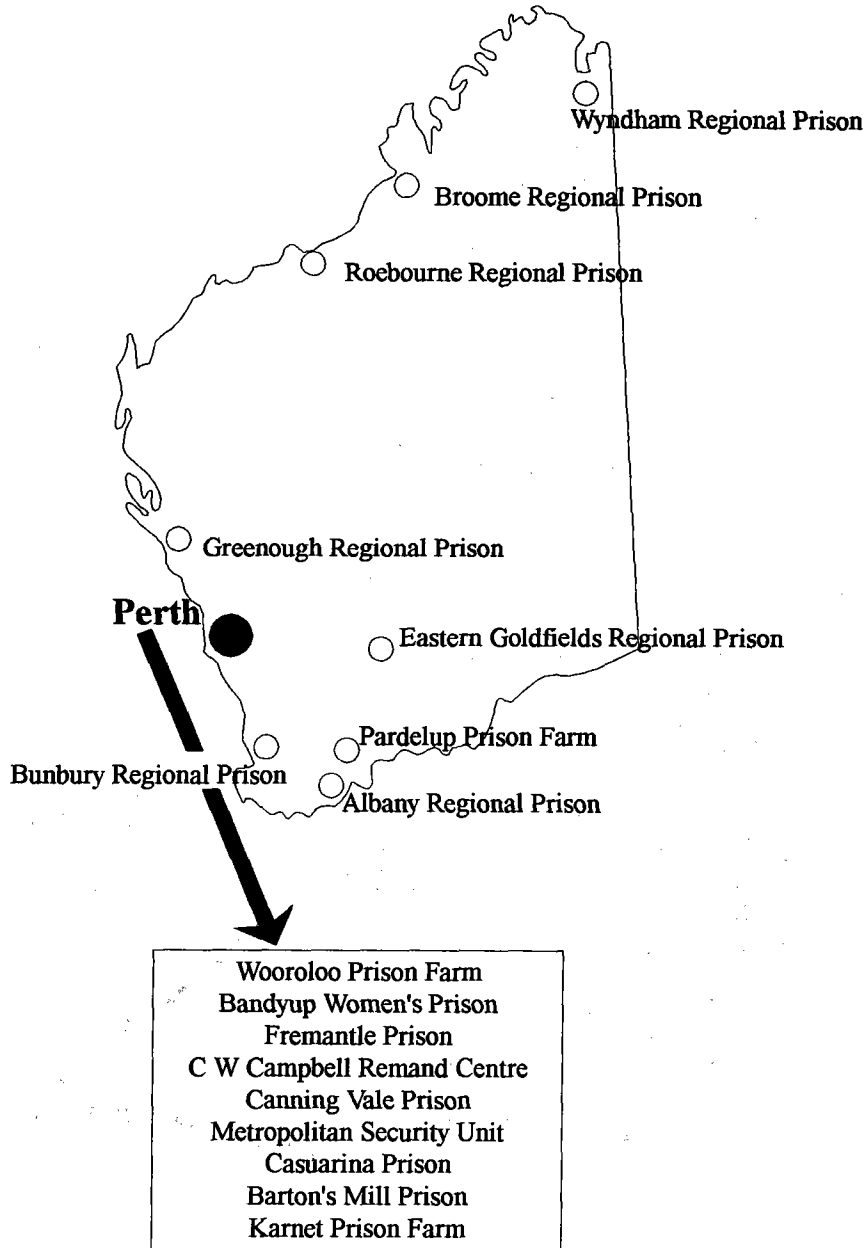
Community Corrections Centres/Offices



Appendix 4a

Western Australia

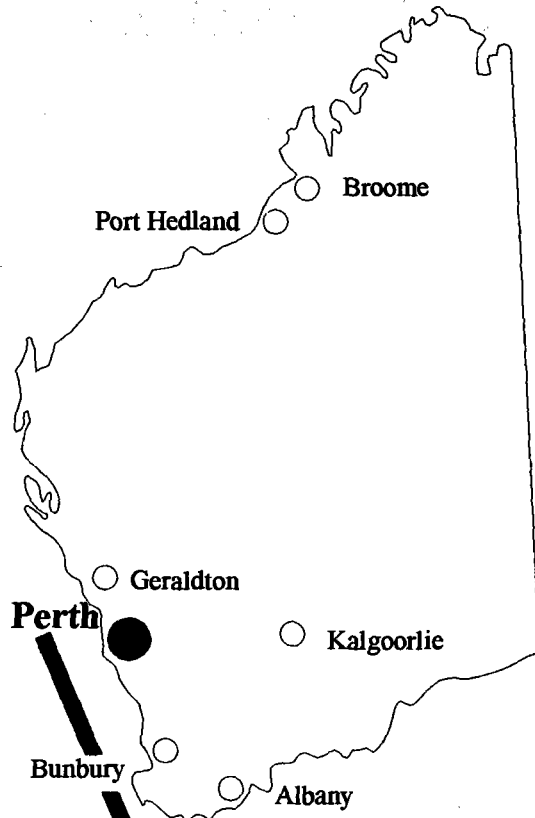
Custodial Corrections



Appendix 4b

Western Australia

Community Corrections Offices

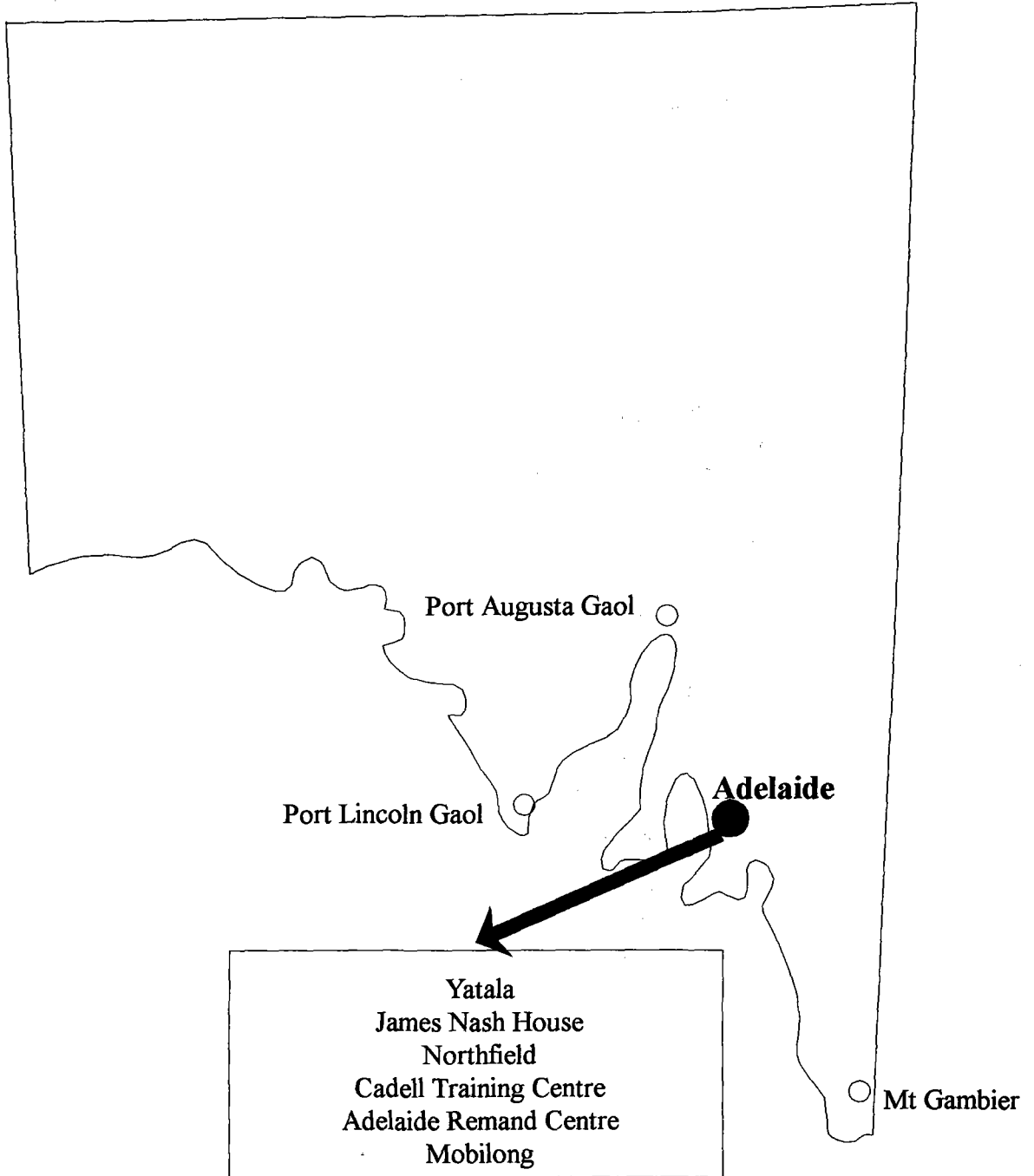


- Northam
- Balcatta
- Midland
- Northbridge
- Central Law Courts
- East Perth Police Gaol
- Maddington
- Fremantle
- Rockingham

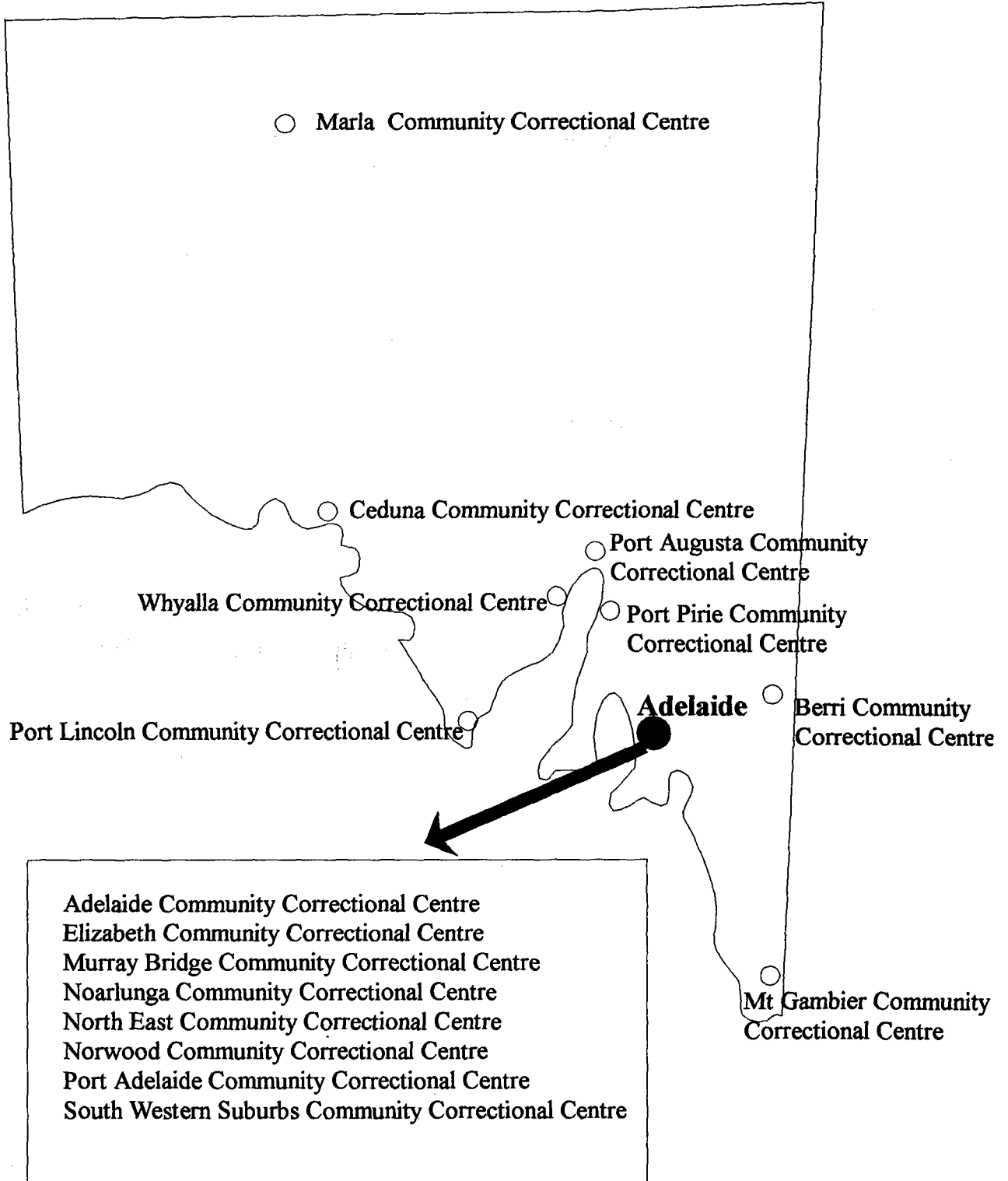
Appendix 5a

South Australia

Custodial Corrections

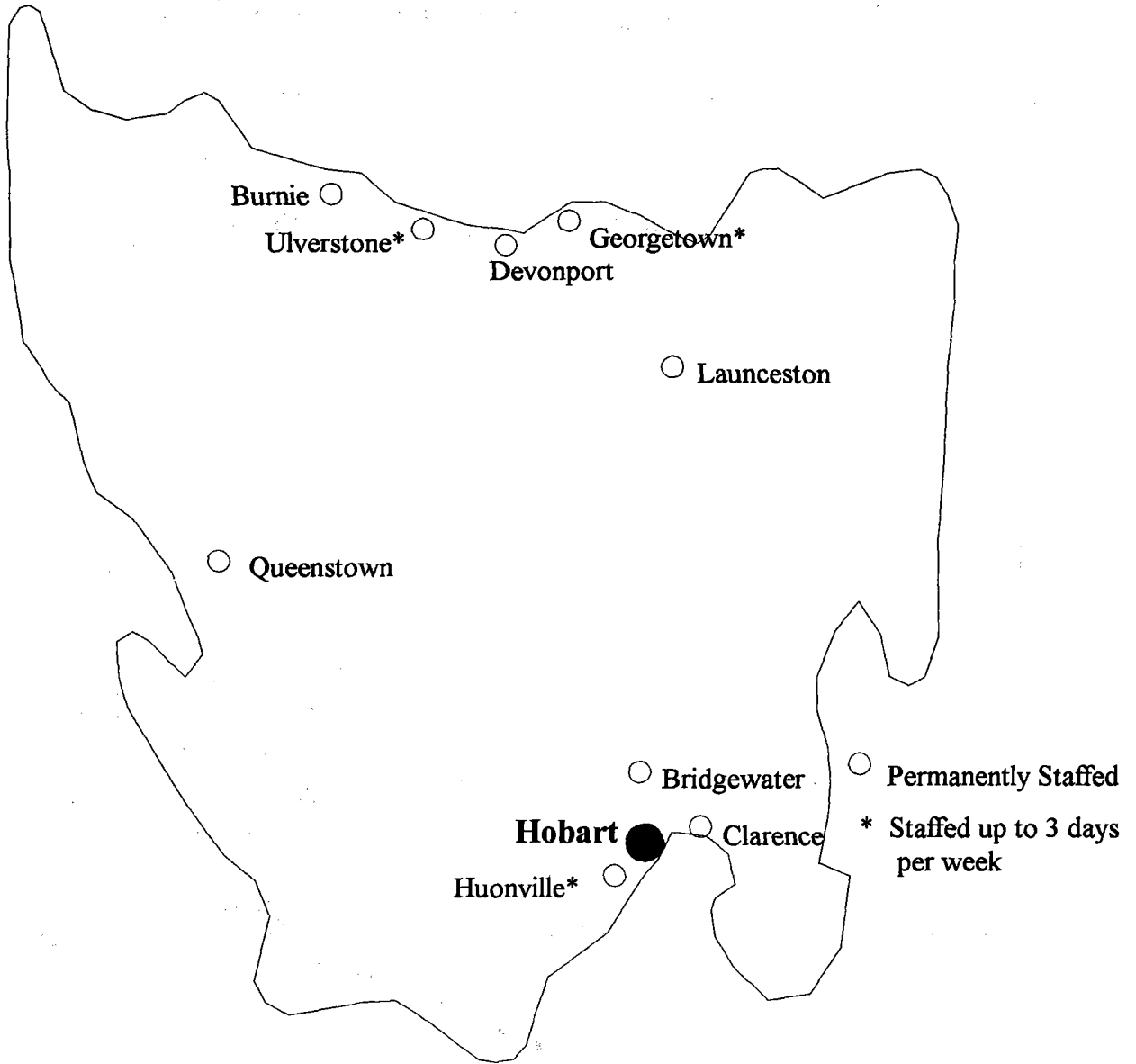


Appendix 5b South Australia Community Corrections Offices

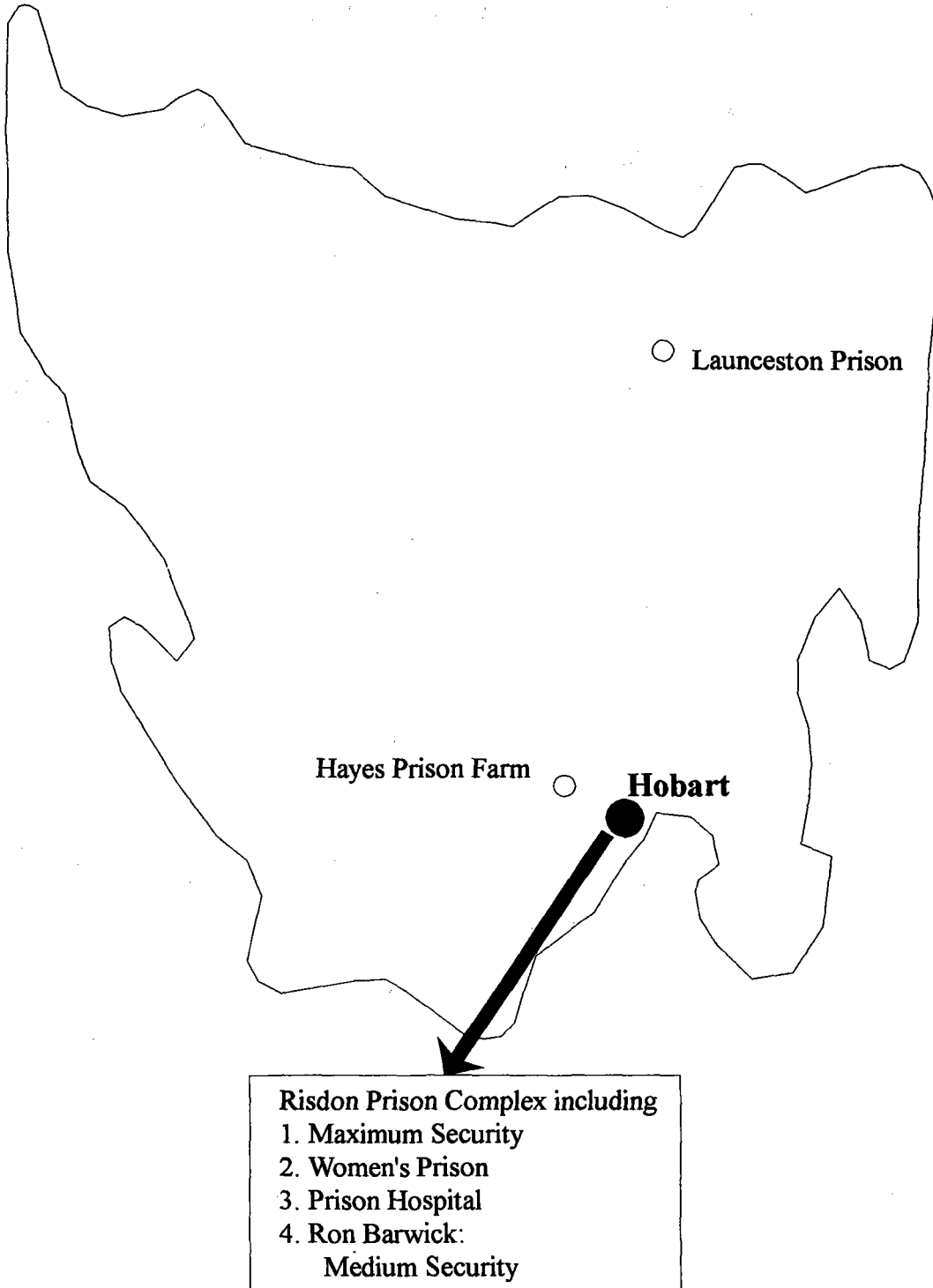


Appendix 6b

Tasmania, Community Corrections Offices



Appendix 6a Tasmania, Custodial Corrections





Appendix 7 Northern Territory Correctional Services

